



TALITECH

PRODUCT CATALOGUE

Decorative Metalwork Supplies

Stainless Steel Handrail Fittings


Cantilever & Sliding Gate Solutions

Sliding Door Components

DEA Gate Automation

Locinox Gate Hardware





Welcome to Talitech, Ireland's Premier Supplier and Distributor of Decorative Metalwork Supplies and Components such as railheads, collars, scrolls, rings and much more that are used in the fabrication of gates, railings, stairs, balconies & furniture.

Talitech is a family run business established in 1993. Based on the outskirts of Cork City, just off the main airport road. With over 25 years' experience Talitech prides itself on providing high quality products, competitive pricing, high stock levels and efficient delivery, giving you and your customer the peace of mind you deserve.

Over the years, with feedback from our customers, Talitech has diversified into many other ranges such as stainless steel hand-railing components including glass clips, fittings and tubing. We also supply an exquisite brass baluster and hand-railing range from Grande Forge.

Talitech is now also a leading supplier of re-cycled plastic boards and sheeting (Stokbord®). We also provide a range of perimeter security products including automation and intercom solutions.

Talitech is always adding to its ranges, so be sure to ask if there is something else you require!

Talitech aims to be your preferred supplier and offer a level of service second to none.





Did you know we also supply




Recycled Plastic Boards

Glass Balustrading Solutions

External Composite Decking Solutions

Brass Handrail & Balusters

Recycled Plastic Benches and Garden Posts



TALITECH
— DECORATIVE METALWORK SUPPLIES —

021 432 2848
info@talitech.com
www.talitech.com

Unit C3,
Grange Industrial Estate,
Ballycurreen, Cork
T12 XR98

Separate catalogues are available on all these ranges. Visit www.talitech.com or contact us for your free copy.



Decorative Ironwork

6



Stainless Steel & Mild Steel Handrailing

30



IBFM Cantilever and Sliding Gate / Door Solutions

35



Regulating Hinges Locinox Gate Hardware

46



DEA Gate Automation & Intercoms



















































54



Gate Master Locks GateMate Components Accessories & Paints

57

RAIL HEADS

									
Code: K1 Size (mm): 140H x 61W x 15 square stem Weight(Kg): 0.3kg	Code: K116 Size (mm): 116H x 59W x 20 round base Weight(Kg): 0.2kg	Code: K116B Size (mm): 135H x 68W x 26 round base Weight(Kg): 0.3kg	Code: K125 Size (mm): 160H x 21 square base Weight(Kg): 0.45kg	Code: K126 Size (mm): 190H x 21 square base Weight(Kg): 0.5kg	Code: K135 Size (mm): 165H x 81W x 13 square stem Weight(Kg): 0.55kg	Code: K140 Size (mm): 162H x 65W x 22 round base Weight(Kg): 0.5kg	Code: K2 Size (mm): 155H x 64W x 16 round stem Weight(Kg): 0.3kg	Code: K200 Size (mm): 150H x 71W x 17 round stem Weight(Kg): .28kg	Code: K201 Size (mm): 130H x 60W x 12 round stem Weight(Kg): 0.2kg
									
Code: K3 Size (mm): 135H x 40W x 25 round base Weight(Kg): 0.18kg	Code: K4 Size (mm): 193H x 60W x 32 round base Weight(Kg): 0.4kg	Code: K420 Size (mm): 173H x 59W x 15 round stem Weight(Kg): 0.4kg	Code: K5-16 Size (mm): 98H x 16W x 16 square base Weight(Kg): 0.25kg	Code: K5-20 Size (mm): 123H x 20W x 20 square base Weight(Kg): 0.30kg	Code: K5 Size (mm): 154H x 25W x 25 square base Weight(Kg): 0.38kg	Code: LA101 Size (mm): 149H x 48W x 25 round base Weight(Kg): 0.24kg	Code: LA103 Size (mm): 183H x 59W x 32 round base Weight(Kg): 0.34kg	Code: RH-10 Size (mm): 130H x 61W x 13 round stem Weight(Kg): 0.16kg	Code: RH-11 Size (mm): 154H x 71W x 16 round stem Weight(Kg): 0.25kg
									
Code: RH-12 Size (mm): 189H x 90W x 19 round stem Weight(Kg): 0.43kg	Code: RH-20 Size (mm): 133H x 59W x 12 round stem Weight(Kg): 0.19kg	Code: RH-21 Size (mm): 153H x 70W x 15 round stem Weight(Kg): 0.3kg	Code: RH-22 Size (mm): 190H x 90W x 20 round stem Weight(Kg): 0.55kg	Code: LA171 Size (mm): 111H x 25 round base Weight(Kg): 0.23kg	Code: LA172 Size (mm): 129H x 32 round base Weight(Kg): 0.42kg	Code: LA181 Size (mm): 125H x 70W x 20 round base Weight(Kg): 0.17kg	Code: LA182 Size (mm): 160H x 89W x 26 round base Weight(Kg): 0.3kg	Code: LA183 Size (mm): 200H x 112W x 32 round base Weight(Kg): 0.56kg	Code: K147 Size (mm): 150H x 16 square base Weight(Kg): 0.4kg
									
Code: K147A Size (mm): 150H x 20 square base Weight(Kg): 0.5kg	Code: K148 Size (mm): 150H x 16mm square base Weight(Kg): 0.40kg	Code: K148A Size (mm): 150H x 20mm square base Weight(Kg): 0.50kg	Code: LA22 Size (mm): 200H x 14 square base Weight(Kg): 0.25kg	Code: LA22 M Size (mm): 200H x 14 square hammered edged Weight(Kg): 0.25kg	Code: RH-30 Size (mm): 161H x 60W x 24 round base Weight(Kg): 0.26kg	Code: RH-31 Size (mm): 187H x 70W x 27 round base Weight(Kg): 0.4kg	Code: RH-32 Size (mm): 210H x 80W x 30 round base Weight(Kg): 0.57kg	Code: LA231 Size (mm): 111H x 55W x 25 round base Weight(Kg): 0.15kg	Code: RH-41 Size (mm): 124H x 63W x 30 round base Weight(Kg): 0.2kg
									
Code: RH-42 Size (mm): 141H x 72W x 34 round base Weight(Kg): 0.33kg	Code: LA237 Size (mm): 145H x 61W x 14 square stem Weight(Kg): 0.26kg	Code: RH-50 Size (mm): 123H x 67W x 24 square base Weight(Kg): 0.3kg	Code: RH-51 Size (mm): 160H x 90W x 32 square base Weight(Kg): 0.62kg	Code: RH-52 Size (mm): 195H x 110W x 39 square base Weight(Kg): 1.35kg	Code: LA45 Size (mm): 60H x 40W x 14 square stem Weight(Kg): 0.17kg	Code: LA239GF Size (mm): 255H x 150W x 50 x 34 rect base Weight(Kg): 1.00kg	Code: LA238GF Size (mm): 270H x 150W x 50 x 34 rect base Weight(Kg): 1.3kg	Code: LA238GF Size (mm): 270H x 150W x 50 x 34 rect base Weight(Kg): 1.3kg	Code: LA238GF Size (mm): 270H x 150W x 50 x 34 rect base Weight(Kg): 1.3kg

RAIL HEADS (SAFETY)

								
Code: J-1501	Code: J-1502	Code: JM-151	Code: JM-152	Code: K120	Code: K121	Code: K122	Code: K127	Code: K129
Size (mm): 150H x 70W x 12 square	Size (mm): 150H x 70W x 14 square	Size (mm): 150H x 70W x 12 square hammered edge	Size (mm): 150H x 70W x 14 square hammered edge	Size (mm): 82H x 45W x 20 round base	Size (mm): 126H x 64W x 25 round base	Size (mm): 140H x 80W x 40 round base	Size (mm): 150H x 20 round base	Size (mm): 80H x 40 x 30 round base
Weight(Kg): 0.3kg	Weight(Kg): 0.34kg	Weight(Kg): 0.3kg	Weight(Kg): 0.34kg	Weight(Kg): 0.15kg	Weight(Kg): 0.48kg	Weight(Kg): 0.83kg	Weight(Kg): 0.35kg	Weight(Kg): 0.4kg
								
Code: K136	Code: K142A	Code: K142	Code: K143	Code: K144	Code: K145	Code: K146A	Code: K146	Code: K201B
Size (mm): 125H x 40W x 15 square stem	Size (mm): 115H x 58W x 21 round base	Size (mm): 135H x 70W x 26 round base	Size (mm): 180H x 45W x 16 round stem	Size (mm): 150H x 40W x 12 square stem	Size (mm): 170H x 45W x 14 square stem	Size (mm): 100H x 20 square base	Size (mm): 125H x 25 square base	Size (mm): 129H x 60W x 13 round stem
Weight(Kg): 0.6kg	Weight(Kg): 0.17kg	Weight(Kg): 0.3kg	Weight(Kg): 0.3kg	Weight(Kg): 0.15kg	Weight(Kg): 0.2kg	Weight(Kg): 0.15kg	Weight(Kg): 0.3kg	Weight(Kg): 0.2kg
								
Code: K200B	Code: K272	Code: K8	Code: K9	Code: K9b	Code: LA-111	Code: RH-60	Code: RH-61	Code: RH-62
Size (mm): 150H x 70W x 16 round stem	Size (mm): 120H x 35W x 30 round base	Size (mm): 90H x 25 Ball x 12 Round Base	Size (mm): 125H x 40 Ball x 16 Round Base	Size (mm): 140H x 50 Ball x 20 Round Base	Size (mm): 80H x 40W x 28 round base	Size (mm): 120H x 24 square base	Size (mm): 165H x 32 square base	Size (mm): 210H x 40 square base
Weight(Kg): 0.28kg	Weight(Kg): 0.24kg	Weight(Kg): 0.13kg	Weight(Kg): 0.4kg	Weight(Kg): 0.5kg	Weight(Kg): 0.4kg	Weight(Kg): 0.26kg	Weight(Kg): 0.5kg	Weight(Kg): 1.15kg
								
Code: RH-70	Code: RH-71	Code: RH-72	Code: RH-80	Code: RH-81	Code: LA-31	Code: LA-32	Code: RH-9	Code: LA-51
Size (mm): 125H x 63W x 24 round base	Size (mm): 140H x 70W x 26 round base	Size (mm): 170H x 85W x 28 round base	Size (mm): 120H x 35W x 30 round base	Size (mm): 150H x 40W x 33 round base	Size (mm): 47H x 25W x 27 round base	Size (mm): 50H x 27W x 30 round base	Size (mm): 60H x 30W x 24 square base	Size (mm): 75H x 35W x 14 square stem
Weight(Kg): 0.22kg	Weight(Kg): 0.3kg	Weight(Kg): 0.51kg	Weight(Kg): 0.22kg	Weight(Kg): 0.37kg	Weight(Kg): 0.13kg	Weight(Kg): 0.17kg	Weight(Kg): 0.24kg	Weight(Kg): 0.3kg





CASTINGS (Cast iron, NOT galvanisable)

Use Wurth Chemical Metal to bond to the frame

				
Code: HP1	Code: HT5	Code: L1-52	Code: L1-52-small	Code: L1-52A
Size (mm): 28mm x 50mm	Size (mm): 165H x 85W x 50 Round Base x 22mm o/d hole	Size (mm): 230H x 112W x 26 round hole	Size (mm): 175H x 90W x 26 round hole	Size (mm): 118L x 54W x 60H x 27 round hole
Weight(Kg): 0.60kg	Weight(Kg): 1kg	Weight(Kg): 2.58kg	Weight(Kg): 1.80kg	Weight(Kg): 0.95kg
				
Code: L1-52-small-A	Code: L1-53	Code: L1-52-small-A	Code: L1-52-small-A	Code: L1-53
Size (mm): 85L x 48W x 52H x 27 round hole	Size (mm): 143W x 220H x 35D Grooves on side to suit 20 to 25mm round	Size (mm): 85L x 48W x 52H x 27 round hole	Size (mm): 85L x 48W x 52H x 27 round hole	Size (mm): 143W x 220H x 35D Grooves on side to suit 20 to 25mm round
Weight(Kg): 0.56kg	Weight(Kg): 2.30kg	Weight(Kg): 0.56kg	Weight(Kg): 0.56kg	Weight(Kg): 2.30kg

RAIL HEADS (OLD STYLE)









							
Code: K113 Size (mm): 250H x 80W x 18 square stem Weight(Kg): 0.9kg	Code: K114 Size (mm): 140H x 80W x 14 square stem Weight(Kg): 0.2kg	Code: K118 Size (mm): 293H x 75W x 25 square base Weight(Kg): 1.5kg	Code: K119 Size (mm): 165H x 88W x 16 round stem Weight(Kg): 0.3kg	Code: K128 Size (mm): 160H x 60W x 37 round base Weight(Kg): 1.1kg	Code: K137 Size (mm): 140H x 40W x 13 square stem Weight(Kg): 0.71kg	Code: K138 Size (mm): 160H x 70W x 20 round base Weight(Kg): 0.4kg	Code: K139 Size (mm): 145H x 80W x 30 round stem Weight(Kg): 0.56kg

									
Code: K141 Size (mm): 133H x 90W x 20 square stem Weight(Kg): 0.3kg	Code: K450 Size (mm): 210H x 74W x 16 round stem Weight(Kg): 0.6kg	Code: K451A Size (mm): 130H x 72W x 38 round base Weight(Kg): 0.6kg	Code: K451 Size (mm): 165H x 85W x 50 round base Weight(Kg): 1.0kg	Code: K451C Size (mm): 220H x 107W x 62 round base Weight(Kg): 1.6kg	Code: L1-29A Size (mm): 122H x 72W x 16 round stem Weight(Kg): 0.26Kg	Code: L1-29B Size (mm): 165H x 85W x 18 round stem Weight(Kg): 0.58kg	Code: L1-29C Size (mm): 210H x 107W x 24 round stem Weight(Kg): 1.3kg	Code: RH-100 aka: K191 Size (mm): 125H x 45W x 25 round base Weight(Kg): 0.3kg	Code: RH-101 aka: K192 Size (mm): 140H x 60W x 35 round base Weight(Kg): 0.54kg

						
Code: RH-102 aka: K193 Size (mm): 200H x 67W x 40 round base Weight(Kg): 1.11kg	Code: RH-110 aka: K230 Size (mm): 205H x 85W x 32 round base Weight(Kg): 0.75kg	Code: L1-32 Size (mm): 160H x 65W x 16 round stem Weight(Kg): 0.34kg	Code: L1-37 Size (mm): 183H x 52W x 22 round stem Weight(Kg): 0.66kg	Code: L1-47 Size (mm): 203H x 61W x 22 round stem Weight(Kg): 1.1kg	Code: L1-50 Size (mm): 130H x 27W x 22 square base Weight(Kg): 0.34kg	Code: L1-40 Size (mm): 140H x 60W x 14 round stem Weight(Kg): 0.2kg

ALTERNATIVE RAILHEAD STOCK (DESIGN MAY VARY FROM ORIGINAL RAILHEADS)

							
Code: K120M Size (mm): 80H x 45W 20mm round base Weight(Kg): 0.15kg	Code: K121M Size (mm): 126H x 65W 25mm round base Weight(Kg): 0.37kg	Code: K122M Size (mm): 138H x 79W 40mm round base Weight(Kg): 0.50kg	Code: RH-60-M Size (mm): 125H x 40W 23mm square base Weight(Kg): 0.26kg	Code: RH-61-M Size (mm): 160H x 50W 30mm square base Weight(Kg): 0.52kg	Code: RH-62-M Size (mm): 210H x 65W 40mm square base Weight(Kg): 1.10kg	Code : RH-30-M Size (mm): 163H x 60W 20mm Round Base Weight (kg): 0.26kg	Code : RH-31-M Size (mm): 185H x 70W 25mm round base Weight (kg): 0.41kg

							
Code: RH-70-M Size (mm): 125H x 63W 25mm round base Weight(Kg): 0.24kg	Code: RH-71-M Size (mm): 140H x 70W 26mm round base Weight(Kg): 0.31kg	Code: RH-72-M Size (mm): 170H x 85W 32mm round base Weight(Kg): 0.48Kg	Code: RH-50-M Size (mm): 120H x 65W 25 x 18mm base Weight(Kg): 0.25kg	Code: RH-51-M Size (mm): 160H x 95W 31 x 28mm base Weight(Kg): 0.53kg	Code: RH-52-M Size (mm): 200H x 120W 40 x 32mm base Weight(Kg): 1.03kg	Code: RH-115-M Size (mm): 80H x 40W 28mm Round Base Weight(Kg): 0.37kg	Code : RH-32-M Size (mm): 205H x 78W 30mm Round Base Weight (kg): 0.50kg

COLLARS (TO SUIT ROUND BAR Ø)

								
Code: K12 Size (mm): 80H x 50W x 16.5 Round Hole Weight(Kg): 0.5kg	Code: K11 Size (mm): 80H x 50W x 20.5 Round Hole Weight(Kg): 0.5kg	Code: K11-22.5 Size (mm): 80H x 50W x 22.5 Round Hole Weight(Kg): 0.48kg	Code: K11A Size (mm): 80H x 50W x 25.5 Round Hole Weight(Kg): 0.5kg	Code: K11-68mm Size (mm): 63H x 43W x 20.5 Round Hole Weight(Kg): 0.4kg	Code: K15 Size (mm): 69H x 42W x 16.5 Round Hole Weight(Kg): 0.3kg	Code: K15B Size (mm): 67H x 42W x 12.5 Round Hole Weight(Kg): 0.25kg	Code: K16C Size (mm): 48H x 50W x 16.5 Round Hole Weight(Kg): 0.3kg	
								
Code: K16 Size (mm): 48H x 50W x 20.5 Round Hole Weight(Kg): 0.3kg	Code: K16-22.5 Size (mm): 50H x 50W x 22.5 Round Hole Weight(Kg): 0.36kg	Code: K16A Size (mm): 48H x 50W x 25.5 Round Hole Weight(Kg): 0.3kg	Code: K16-45mm Size (mm): 45H x 45W x 20.5 Round Hole Weight(Kg): 0.3kg	Code: K17 Size (mm): 38H x 40W x 16.5 Round Hole Weight(Kg): 0.2kg	Code: K17B Size (mm): 38H x 40W x 12.5 Round Hole Weight(Kg): 0.18kg	Code: K22 Size (mm): 120H x 32W x 16.5 Round Hole Weight(Kg): 0.4kg	Code: K22-12mm Size (mm): 120H x 32W x 12.5 Round Hole Weight(Kg): 0.43kg	Code: K23 Size (mm): 63H x 32W x 16.5 Round Hole Weight(Kg): 0.2kg
								
Code: K23-12mm Size (mm): 63H x 32W x 12.5 Round Hole Weight(Kg): 0.25kg	Code: K20 Size (mm): 130H x 50W x 21 Round Hole Weight(Kg): 1kg	Code: K20A Size (mm): 130H x 50W x 26 Round Hole Weight(Kg): 0.95kg	Code: K21 Size (mm): 70H x 48W x 21 Round Hole Weight(Kg): 0.6kg	Code: K21A Size (mm): 70H x 48W x 26 Round Hole Weight(Kg): 0.55kg	Code: RC-16 Size (mm): 24H x 38W x 16.5 Round Hole Weight(Kg): 0.1kg	Code: RC-20 Size (mm): 23H x 40W x 20.5 Round Hole Weight(Kg): 0.11kg	Code: K22-200 Size (mm): 200H x 50W x 26mm Round hole Weight(Kg): 1.28kg	Code: K23-100 Size (mm): 100H x 50W x 26mm Round Hole Weight(Kg): 0.76kg

COLLARS (TO SUIT SQUARE)

									
Code: K10 Size (mm): 88H x 45W Solid Weight(Kg): 0.85kg	Code: K10B Size (mm): 88H x 45W x 20.5 square hole Weight(Kg): 0.65kg	Code: K10A Size (mm): 70H x 39W x 16.5 square hole Weight(Kg): 0.5kg	Code: K10D Size (mm): 65H x 40W x 12.5 square hole Weight(Kg): 0.35kg	Code: K10E Size (mm): 65H x 40W x 16.5 square hole Weight(Kg): 0.30kg	Code: K10H Size (mm): 35H x 54W x 20.5 square hole Weight(Kg): 0.40kg	Code: K10F Size (mm): 22H x 33W x 12.5 square hole Weight(Kg): 0.11kg	Code: K10G Size (mm): 22H x 39W x 16.5 square hole Weight(Kg): 0.10kg	Code: K14C Size (mm): 50H x 45W x 20.5 square hole Weight(Kg): 0.32kg	Code: K14 Size (mm): 50H x 45W x 16.5 square hole Weight(Kg): 0.35kg
									
Code: K14B Size (mm): 38H x 40W x 16.5 square hole Weight(Kg): 0.3kg	Code: K14D Size (mm): 40H x 40W x 12.5 square hole Weight(Kg): 0.28kg	Code: K14E Size (mm): 40H x 40W x 16.5 square hole Weight(Kg): 0.25kg	Code: K18 Size (mm): 80H x 50W x 16.5 square hole Weight(Kg): 0.5kg	Code: K18B Size (mm): 68H x 40W x 12.5 square hole Weight(Kg): 0.25kg	Code: K19 Size (mm): 50H x 50W x 16.5 square hole Weight(Kg): 0.4kg	Code: K19B Size (mm): 39H x 40W x 12.5 square hole Weight(Kg): 0.2kg	Code: K22B Size (mm): 120H x 41W x 16.5 square hole Weight(Kg): 0.45kg	Code: K23B Size (mm): 67H x 41W x 16.5 square hole Weight(Kg): 0.3kg	Code: K13 Size (mm): 55H x 60W x 16.5 square hole Weight(Kg): 0.5kg

COLLAR BAR

		
Code: Z4/A Size (mm): 14H x 4W x 2 m Weight(Kg): 0.8kg	Code: Z4/B Size (mm): 14H x 4W x 2 m Weight(Kg): 0.8kg	Code: Z4/C Size (mm): 16H x 5W x 2000mm Weight(Kg): 1.03kg

ALTERNATE COLLARS



Code: K20E

Size (mm):
125H x 41W
21mm round hole



Code: K21E

Size (mm):
67H x 41W
21mm round hole



Code: K15BE

Size (mm):
62H x 37W
12.5mm round hole



Code: K15E

Size (mm):
61H x 38W
16.5mm round hole



Code: K17E

Size (mm):
39H x 38W
16.5mm round hole



Code: K11E

Size (mm):
78H x 50W
20.5mm round hole



Code: K16E

Size (mm):
46H x 50W
20.5mm round hole



Code: K21-M

Size (mm):
70H x 48W
21mm round hole

Weight (kg) : 0.55kg



Code: K20-M

Size (mm):
130H x 48W
21mm round hole

Weight (kg) : 0.91kg



Code: K21A-M

Size (mm):
70H x 48W
26mm round hole

Weight (kg) : 0.42kg



Code: K20A-M

Size (mm):
130H x 48W
26mm round hole

Weight (kg) : 0.77kg



Code: K16A-M

Size (mm):
46H x 50W
25.5mm round hole

Weight (kg) : 0.22kg











Code: K11A-M

Size (mm):
76H x 50W
25.5mm round hole





Weight (kg) : 0.34kg



BASKETS

				
Code: A44 Size (mm): 20mm - 200H x 80W Weight(Kg): 0.8kg	Code: A43 Size (mm): 16mm - 150H x 75W Weight(Kg): 0.5kg	Code: A42 Size (mm): 12mm - 130H x 65W Weight(Kg): 0.2kg	Code: A41 Size (mm): 10mm - 110H x 55W Weight(Kg): 0.1kg	Code: B12 Size (mm): 20mm - 180H x 80W Weight(Kg): 0.75kg
				
Code: B12A Size (mm): 15mm - 145H x 70W Weight(Kg): 0.31kg	Code: B12B Size (mm): 12mm - 124H x 60W Weight(Kg): 0.2kg	Code: A50 Size (mm): 70mm - O/D Weight(Kg): 0.2kg	Code: A46 Size (mm): 12mm - 125H x 50W Weight(Kg): 0.22kg	Code: A47 Size (mm): 16mm - 145H x 70W Weight(Kg): 0.47kg

CENTRE PIECES TO WELD

	
Code: L1-21Q Size (mm): 13mm Sq - 155H x 65W Weight(Kg): 0.30kg	Code: L1-210 Size (mm): 13mm Sq - 185H x 75W Weight(Kg): 0.40kg
	
Code: L1-21R Size (mm): 13mm Sq - 160H x 75W Weight(Kg): 0.35kg	Code: L1-21N Size (mm): 13mm Sq - 130H x 80W Weight(Kg): 0.33kg

GATE SCROLL ENDS





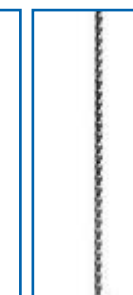
						
Code: K02/34A Size (mm): 16mm Plain square 130 x 300L Weight(Kg): 0.5kg	Code: K02/34B Size (mm): 20mm Plain square 130 x 300L Weight(Kg): 1.52kg	Code: K02/34C Size (mm): 30 x 10 plain flat 70 x 250L Weight(Kg): 1.5kg	Code: K02/34D Size (mm): 40 x 10 plain flat 70 x 250L Weight(Kg): 1.5kg	Code: K02/34E Size (mm): 50 x 10 plain flat 70 x 250L Weight(Kg): 1.88kg		
						
Code: K02/33C Size (mm): 30 x 10 plain shepherd's crook 70 x 300L Weight(Kg): 0.7kg	Code: K02/33D Size (mm): 40 x 10 plain shepherd's crook 70 x 300L Weight(Kg): 1.0kg	Code: K02/34CA Size (mm): 30 x 10 plain flat 100 o/d x 250L Weight(Kg): 1.10kg	Code: K02/34DA Size (mm): 40 x 10 plain 100 o/d x 250L Weight(Kg): 1.45kg	Code: K02/34EA Size (mm): 50 x 10 plain 100 o/d x 250L Weight(Kg): 1.80kg	Code: L028 Size (mm): 30mm square 110 H x 59 W Weight(Kg): 0.60kg	Code: L030 Size (mm): 40mm square 140 H x 78 W Weight(Kg): 1.40kg

LOCK PLATES (sold individually)






						
Code: A Size (mm): 290H x 150W Weight(Kg): 1.2kg	Code: B Size (mm): 170H x 60W Small for side gate Weight(Kg): 0.21kg	Code: C Size (mm): 260H 110W Weight(Kg): 0.78kg	Code: D Size (mm): 300H x 160W Weight(Kg): 1.15kg	Code: E Size (mm): 290H x 120W Weight(Kg): 0.9kg	Code: F Size (mm): 290H x 160W Weight(Kg): 1.1kg	Code: G Size (mm): 300H x 160W Weight(Kg): 1.05kg

SQUARE TWISTED BAR


(IN 3 METRES)

				
Twisted 30mm	Twisted 25mm	Twisted 20mm	Twisted 16mm	Twisted 12mm
Size (mm): 30mm square	Size (mm): 25mm square	Size (mm): 20mm square	Size (mm): 16mm square	Size (mm): 12mm square
Weight(Kg): 21kg	Weight(Kg): 14.85kg	Weight(Kg): 9.45kg	Weight(Kg): 6.35kg	Weight(Kg): 3.55kg




ROPE BAR (IN 2.8 METRES)

				
Code: Rope 50mm	Code: Rope 45mm	Code: Rope 30mm	Code: Rope 20mm	Code: Rope 16mm
Size (mm): 50mm rope 4 x 20mm round strands	Size (mm): 45mm rope 4 x 18mm round strands	Size (mm): 30mm rope 4 x 12mm round strands	Size (mm): 20mm rope 4 x 8mm round strands	Size (mm): 16mm rope 4 x 6mm round strands
Weight(Kg): 29.14kg	Weight(Kg): 24.07kg	Weight(Kg): 10.53kg	Weight(Kg): 4.99kg	Weight(Kg): 2.8kg




CRISS-CROSS BAR

	Code: Criss-Cross
	Size (mm): 2 metres. 14mm sq hammered edged. 115mm centres
	Weight(Kg): 3.06kg

RIVET EFFECT FLAT BAR

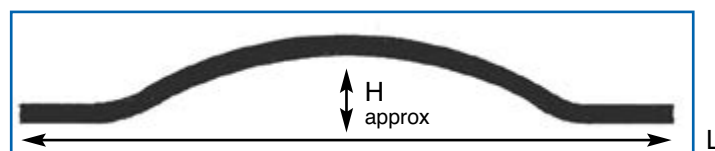
		
Code: H19	Code: H18	Code: H17
Size (mm): 30 x 8 plain flat x 2 m 112mm centres	Size (mm): 30 x 8 hammered flat x 2 m 112mm centres	Size (mm): 40 x 8 double ridged flat x 2 m 112mm centres
Weight(Kg): 5.50kg	Weight(Kg): 5.50kg	Weight(Kg): 7.00kg

VINE EFFECT (IN 2M)

		
Code: V1C	Code: V1D	Code: V1E
Size (mm): 20mm round	Size (mm): 16mm round	Size (mm): 12mm round
Weight(Kg): 4.96kg	Weight(Kg): 4kg	Weight(Kg): 3.10kg

GATE ARCHES

(SUPPLIED IN TWO PIECES)



PLAIN FLAT STEEL ARCHES

Code: K02/25C	Code: K02/25D	Code: K02/25E
Size (mm): 30 x 10 Plain 13ft Gate x 320H approx 2 per set	Size (mm): 40 x 10 Plain 13ft Gate x 430H approx 2 per set	Size (mm): 50 x 10 Plain 13ft Gate x 430H approx 2 per set
Weight(Kg): 5kg	Weight(Kg): 6kg	Weight(Kg): 8kg


PLAIN BOX SECTION ARCHES

Code: K02/25F	Code: K02/25F Long	Code: K02/25G
Size (mm): 30 x 30 Arch 13ft Gate x 490H approx 2 per set	Size (mm): 30 x 30 Arch 13ft 6" Gate x 490H approx 2 per set	Size (mm): 40 x 40 Arch 13ft Gate x 420H approx 2 per set
Weight(Kg): 7kg	Weight(Kg): 8kg	Weight(Kg): 12kg
Code: K02/25G Long	Code: K02/25H	Code: K02/25H Long
Size (mm): 40 x 40 Arch 13ft 6" Gate x 490H approx 2 per set	Size (mm): 50 x 50 Arch 13ft Gate x 490H approx 2 per set	Size (mm): 50 x 50 Arch 13ft 6" Gate x 490H approx 2 per set
Weight(Kg): 14kg	Weight(Kg): 15kg	Weight(Kg): 16kg


HAMMERED EDGED BOX SECTION ARCHES

Code: K02/25	Code: K02/25 Long	Code: K02/25A
Size (mm): 30 x 30 Arch 12ft 6" Gate x 420H approx 2 per set	Size (mm): 30 x 30 Arch 13ft 6" Gate x 550H approx 2 per set	Size (mm): 40 x 40 Arch 12ft 6" Gate x 420H approx 2 per set
Weight(Kg): 7kg	Weight(Kg): 8kg	Weight(Kg): 12kg
Code: K02/25A Long	Code: K02/25B	Code: K02/25B Long
Size (mm): 40 x 40 Arch 13ft 6" Gate x 550H approx 2 per set	Size (mm): 50 x 50 Arch 12ft 6" Gate x 330H approx 2 per set	Size (mm): 50 x 50 Arch 13ft 6" Gate x 390H approx 2 per set
Weight(Kg): 13kg	Weight(Kg): 15kg	Weight(Kg): 16kg


PLAIN ROUND MILD STEEL BARS

	Code: RR12	Code: RR14	Code: RR16	Code: RR20
	Size (mm): 12mm plain round solid X 3 metres	Size (mm): 14mm plain round solid X 3 metres	Size (mm): 16mm plain round solid X 3 metres	Size (mm): 20mm plain round solid X 3 metres
	Weight(Kg): 3.60kg	Weight(Kg): 4.5kg	Weight(Kg): 5.7kg	Weight(Kg): 9.7kg

PLAIN SQUARE MILD STEEL BARS

	Code: C12	Code: C14	Code: C16	Code: C20
	Size (mm): 12mm plain square solid X 3 metres	Size (mm): 14mm plain square solid X 3 metres	Size (mm): 16mm plain square solid X 3 metres	Size (mm): 20mm plain square solid X 3 metres
	Weight(Kg): 3.6kg	Weight(Kg): 5kg	Weight(Kg): 5.7kg	Weight(Kg): 9.7kg

PLAIN BOX SECTION

	Code: H30	Code: H40	Code: H50
	Size (mm): 30mm plain square hollow X 3 metre	Size (mm): 40mm plain square hollow X 3 metre	Size (mm): 50mm plain square hollow X 3 metre
	Weight(Kg): 6.50kg	Weight(Kg): 9kg	Weight(Kg): 11.20kg

HANDRAILS & LENGTHS

(IN 3 METRES)

				
Code: MC-307 Size (mm): 40 x 11 Profiled Handrail Weight(Kg): 8.20kg	Code: MC-306 Size (mm): 50 x 15 Profiled Handrail Weight(Kg): 12.65kg	Code: MC-308 Size (mm): 60 x 16 Profiled Handrail Weight(Kg): 19.50kg	Code: Z5/A Size (mm): 50 X 10 Half Moon Handrail Weight(Kg): 9.50kg	Code: Z5/B Size (mm): 40 X 10 Half Moon Handrail Weight(Kg): 7.00kg
				
Code: Z5/C Size (mm): 40 X 20 Half Moon Handrail Weight(Kg): 15.60kg	Code: K02/26 Size (mm): 40 x 8 Flower Pattern Flat available in 6M lengths also Weight(Kg): 7.50kg	Code: K02/26A Size (mm): 50 x 8 Flower Pattern Flat available in 6M lengths also Weight(Kg): 9.42kg	Code: K02/26B Size (mm): 50 x 15 Flower Pattern Flat Weight(Kg): 17.30kg	Code: H5A Size (mm): 50 x 8 Hammered Edged Flat Weight(Kg): 9.40kg
				
Code: H5 Size (mm): 40 x 8 Hammered Edged Flat Weight(Kg): 7.20kg	Code: H9 Size (mm): 30 x 8 Hammered Edged Flat Weight(Kg): 5.50kg	Code: H4 Size (mm): 25 x 10 Hammered Edged Flat Weight(Kg): 4.50kg	Code: H3 Size (mm): 25 x 6 Hammered Edged Flat Weight(Kg): 4.00kg	Code: HS-25 Size (mm): 25 x 25 Hammered Edged Square Weight(Kg): 15.25kg
				
Code: HS-20 Size (mm): 20 x 20 Hammered Edged Square Weight(Kg): 9.76kg	Code: H6 Size (mm): 16 x 16 Hammered Edged Square Weight(Kg): 5.70kg	Code: HS-14 Size (mm): 14 x 14 Hammered Edged Square Weight(Kg): 4.70kg	Code: HS-12 Size (mm): 12 x 12 Hammered Edged Square Weight(Kg): 3.60kg	Code: T3 Size (mm): 40 x 8 Textured Wavy Flat Weight(Kg): 7.66kg
				
Code: T2 Size (mm): 30 x 8 Textured Wavy Flat Weight(Kg): 5.75kg	Code: T1 Size (mm): 20 x 8 Textured Wavy Flat Weight(Kg): 3.85kg	Code: T8 Size (mm): 25 x 25 Textured Wavy Square Weight(Kg): 14.80kg	Code: T7 Size (mm): 20 x 20 Textured Wavy Square Weight(Kg): 9.50kg	Code: T4 Size (mm): 16 x 16 Textured Wavy Square Weight(Kg): 7.50kg
				
Code: T6 Size (mm): 14 x 14 Textured Wavy Square Weight(Kg): 4.65kg	Code: T5 Size (mm): 12 x 12 Textured Wavy Square Weight(Kg): 3.55kg	Code: H10 Size (mm): 50 x 25 Tubular Steel Handrail Weight(Kg): 5.00kg	Code: Handrail Size (mm): PVC Handrail Cover to suit 40x8 - 25 Metre Coils Weight(Kg): 5.0kg	Code: Handrail2 Size (mm): PVC Handrail Cover to suit 50x8 - 25 Metre Coils Weight(Kg): 7.0kg

HAMMERED EDGED BOX

(SECTION IN 3 METRES)

	
Code: H16 Size (mm): 100 X 100 square X 3mm wall Weight(Kg): 22.0kg	Code: H12 Size (mm): 80 X 80 square X 3mm wall Weight(Kg): 20.0kg
	
Code: H0 Size (mm): 50 X 50 square X 2.5mm wall Weight(Kg): 11.20kg	Code: H1 Size (mm): 40 x 40 square X 2.5mm wall Weight(Kg): 9.00kg
	
Code: H7 Size (mm): 25 x 25 square X 2.5mm wall Weight(Kg): 4.60kg	Code: H2 Size (mm): 30 x 30 square X 2.5mm wall Weight(Kg): 6.50kg
	
Code: H8 Size (mm): 20 x 20 square X 2.5mm wall Weight(Kg): 4.50kg	Code: H15 Size (mm): 80 x 40 rectangular X 3mm wall Weight(Kg): 13.50kg
	
Code: H14 Size (mm): 50 x 30 rectangular X 2.5mm wall Weight(Kg): 9.00kg	Code: H13 Size (mm): 40 x 20 rectangular X 2.5mm wall Weight(Kg): 6.50kg

HANDRAIL SCROLL ENDS



Code: K02/27

Size (mm):
40 x 8 textured wavy flat
130 x 300L

Weight(Kg): 1.0kg



Code: H5/E

Size (mm):
40 x 8 hammered edged flat
130 x 300L

Weight(Kg): 1.5kg



Code: H9/E

Size (mm):
30 x 8 Hammered Edged Flat
130 O/D x 400L

Weight(Kg): 1.1kg



Code: K02/28

Size (mm):
40 x 8 flower patterned flat
130 x 300L

Weight(Kg): 1.0kg



Code: K02/28A

Size (mm):
50 x 8 flower patterned flat
130 O/D x 300L

Weight(Kg): 1.25kg



Code: Z5/A/E

Size (mm):
50 x 10 half moon
170 x 250L

Weight(Kg): 1.9kg



Code: Z5/B/E

Size (mm):
40 x 10 half moon
170 x 250L

Weight(Kg): 1.35kg



Code: MC-307E

Size (mm):
40 x 11 profiled
150 x 280L

Weight(Kg): 1.65kg



Code: MC-306E

Size (mm):
50 x 15 profiled
150 x 280L

Weight(Kg): 2.7kg



Code: MC-308E

Size (mm):
60 x 16 profiled
150 x 280L

Weight(Kg): 3.6kg



Code: MC-307F

Size (mm):
40 x 11 profiled
300W x 110H

Weight(Kg): 1.6kg



Code: MC-307G

Size (mm):
40 x 11 profiled
730H x 110L

Weight(Kg): 3.9kg



Code: MC-306F

Size (mm):
50 x 15 profiled
300W x 110L

Weight(Kg): 2.65kg



Code: MC-306G

Size (mm):
50 x 15 profiled
160W x 730L

Weight(Kg): 6.00kg



Code: MC-308F

Size (mm):
60 x 16 profiled
294W x 292H

Weight(Kg): 3.6kg



Code: MC-308G

Size (mm):
60 x 16 profiled
800H x 250L

Weight(Kg): 8.00kg

HANDRAIL BENDS



Code: MC-307U

Size (mm):
40 x 11 profiled
330W x 400L

Weight(Kg): 3.0kg



Code: MC-306U

Size (mm):
50 x 15 profiled
330W x 400L

Weight(Kg): 4.3kg



Code: MC-308U

Size (mm):
60 x 16 profiled
350W x 400L

Weight(Kg): 5.0kg



Code: MC-307R

Size (mm):
40 x 11 profiled
300W x 300L

Weight(Kg): 3.0kg



Code: MC-306R

Size (mm):
50 x 15 profiled
400W x 400L

Weight(Kg): 4.3kg



Code: MC-308R

Size (mm):
60 x 16 profiled
440W x 400L

Weight(Kg): 5.0kg



Code: K02/26D

Size (mm):
40 x 8 flower patterned
330W x 450L

Weight(Kg): 2.5kg



Code: K02/26E

Size (mm):
40 x 8 flower patterned
400W x 400L

Weight(Kg): 2.5kg



SOLID BALLS



Code: F1-12 Size (mm): 12mm solid Weight(Kg): 0.01kg	Code: F1-16 Size (mm): 16mm solid Weight(Kg): 0.02kg	Code: F1-20 Size (mm): 20mm solid Weight(Kg): 0.03kg	Code: F1-25 Size (mm): 25mm solid Weight(Kg): 0.07kg	Code: F1-30 Size (mm): 30mm solid Weight(Kg): 0.13kg	Code: F1-35 Size (mm): 35mm solid Weight(Kg): 0.18kg	Code: F1-40 Size (mm): 40mm solid Weight(Kg): 0.23kg	Code: F1-50 Size (mm): 50mm solid Weight(Kg): 0.54kg
Code: F1-60 Size (mm): 60mm solid (28ounce) Weight(Kg): 0.9kg	Code: F1-70 Size (mm): 70mm solid Weight(Kg): 1.4kg	Code: F1-75 Size (mm): 75mm solid Weight(Kg): 1.82kg	Code: F1-80 Size (mm): 80mm solid Weight(Kg): 2.05kg	Code: F1-90 Size (mm): 90mm solid Weight(Kg): 3.0kg	Code: F1-100 Size (mm): 100mm solid Weight(Kg): 4.31kg	Code: F1-120 Size (mm): 120mm solid Weight(Kg): 7kg	Code: F1-140 Size (mm): 140mm solid Weight(Kg): 11.19kg

FULL HOLLOW BALLS (2mm wall)



Code: FHB-1 Size (mm): 300MM O/D Weight(Kg): 5.40kg	Code: FHB-2 Size (mm): 200MM O/D Weight(Kg): 2.32kg	Code: FHB-3 Size (mm): 150MM O/D Weight(Kg): 1.35kg	Code: FHB-4 Size (mm): 120MM O/D Weight(Kg): 0.80kg	Code: FHB-5 Size (mm): 100MM O/D Weight(Kg): 0.45kg
Code: FHB-6 Size (mm): 90MM O/D Weight(Kg): 0.36kg	Code: FHB-7 Size (mm): 80MM O/D Weight(Kg): 0.30kg	Code: FHB-8 Size (mm): 70MM O/D Weight(Kg): 0.22kg	Code: FHB-9 Size (mm): 50MM O/D Weight(Kg): 0.110kg	

HALF HOLLOW BALLS (2mm wall)



Code: HHB-4 Size (mm): 80MM O/D Weight(Kg): 0.15kg	Code: HHB-5 Size (mm): 50MM O/D Weight(Kg): 0.06kg	Code: HHB-6 Size (mm): 40MM O/D Weight(Kg): 0.04kg	Code: HHB-7 Size (mm): 60MM O/D Weight(Kg): 0.08Kg
Code: HHB-1 Size (mm): 150MM O/D Weight(Kg): 0.67kg	Code: HHB-2 Size (mm): 100MM O/D Weight(Kg): 0.23kg	Code: HHB-3 Size (mm): 90MM O/D Weight(Kg): 0.28kg	

CORNER BLOCKS



Code: CB-30 Size (mm): 30W X 55H To suit 30mm flat or box section Weight(Kg): 0.33kg	Code: CB-40 Size (mm): 40W X 65H To suit 40mm flat or box section Weight(Kg): 0.6kg	Code: CB-50 Size (mm): 50W X 75H To suit 50mm flat or box section Weight(Kg): 1.0kg
---	--	--

POST TOPS (SQUARE BASES)



Code: Z10/C Size (mm): 50H x 40W x 40 base Weight(Kg): 0.46kg	Code: Z10/D Size (mm): 75H x 50W x 50 base Weight(Kg): 0.96Kg	Code: Z11/C Size (mm): 48H x 40W x 40 base Weight(Kg): 0.46Kg	Code: Z11/D Size (mm): 60H x 50W x 50 base Weight(Kg): 0.96Kg	Code: Z11/A Size (mm): 70H x 50W x 40 base Weight(Kg): 0.5kg	Code: Z11/B Size (mm): 90H x 60W x 50 base Weight(Kg): 1.0Kg	Code: RS22 Size (mm): 130 Square x 60H x 20mm Hole - 65mm across top x 2.5mm steel Weight(Kg): 0.5kg
---	---	---	---	--	--	--



Code: Z10/E Size (mm): 85H x 45W x 40 base Weight(Kg): 0.75kg	Code: Z10/F Size (mm): 95H x 55W x 50 base Weight(Kg): 1.75kg	Code: Z10/A Size (mm): 72H x 50W x 40 base Weight(Kg): 0.67kg	Code: Z10/B Size (mm): 83H x 60W x 50 base Weight(Kg): 1.14kg	Code: K02/29 Size (mm): 155H x 40 base Weight(Kg): 0.9kg	Code: K112 Size (mm): 200H x 100W x 100 base Weight(Kg): 5.57kg	Code: K112A Size (mm): 150H x 80W x 80 base Weight(Kg): 2.67kg	Code: K112B Size (mm): 125H x 70W x 60 base Weight(Kg): 1.68kg
---	---	---	---	--	---	--	--




Code: K112C Size (mm): 85H x 48W x 40 base Weight(Kg): 0.53kg	Code: K112D Size (mm): 60H x 30W x 25 base Weight(Kg): 0.15kg	Code: Z10-60mm Size (mm): 105H x 66mm ball 54 x 58mm base Weight(Kg): 1.80kg	Code: Z10-70mm Size (mm): 120H x 84mm ball 78 x 80mm base Weight(Kg): 3.25kg	Code: Z10-85mm Size (mm): 150H x 95mm ball 100mm Sq base Weight(Kg): 5.98kg	Code: L028 Size (mm): 110H x 59W 30mm Sq base Weight(Kg): 0.60kg	Code: L030 Size (mm): 140H x 78W 40mm Sq base Weight(Kg): 1.40kg
---	---	--	--	---	--	--

POST TOPS (ROUND BASES)

								
Code: K7	Code: K6B	Code: K6	Code: K110	Code: K111	Code: K111A	Code: K111B	Code: K111C	Code: K111D
Size (mm): 180H x 100 base	Size (mm): 150H x 75 base	Size (mm): 90H x 50 base	Size (mm): 103H x 50 base	Size (mm): 200H x 100W x 90 base	Size (mm): 150H x 80W x 60 base	Size (mm): 125H x 68W x 48 base	Size (mm): 85H x 48W x 42 base	Size (mm): 60H x 30W x 27 base
Weight(Kg): 5.8kg	Weight(Kg): 2.5kg	Weight(Kg): 0.8kg	Weight(Kg): 0.85kg	Weight(Kg): 5.5kg	Weight(Kg): 2.3kg	Weight(Kg): 1.5kg	Weight(Kg): 0.56kg	Weight(Kg): 0.16kg

STEEL POST CAPS 2mm

(SQUARE)



Code	Size (mm)	Weight (kg)
G15/20	20 x 20	0.01
G15/30	30 x 30	0.03
G15/40	40 x 40	0.04
G15/50	50 x 50	0.06
G15/60	60 x 60	0.08
G15/70	70 x 70	0.1
G15/80	80 x 80	0.12
G15/100	100 x 100	0.22
G15/120	120 x 120	0.27
G15/150	150 x 150	0.4
G15/175	175 x 175	0.5
G15/200	200 x 200	0.6

(ROUND)



Code	Size (mm)	Weight (kg)
SR-42	42 o/d	0.04
SR-48	48 o/d	0.05
SR-60	60 o/d	0.07
SR-76	76 o/d	0.1
SR-90	90 o/d	0.13
SR-101	101 o/d	0.15
SR-114	114 o/d	0.16

(RECTANGULAR)



Code	Size (mm)	Weight (kg)
SREC-20 x 30	20 x 30	0.03
SREC-20 x 40	20 x 40	0.04
SREC-30 x 50	30 x 50	0.05
SREC-40 x 80	40 x 80	0.07

PLASTIC POST CAPS

(SQUARE)



Code	Size (mm)	Weight (kg)
PS20	20 x 20	0.01
PS25	25 x 25	0.01
PS30	30 x 30	0.01
PS35	35 x 35	0.01
PS40	40 x 40	0.01
PS50	50 x 50	0.02
PS60	60 x 60	0.02
PS70	70 x 70	0.05
PS80	80 x 80	0.09
PS100	100 x 100	0.10

(ROUND)












Code	Size (mm)	Weight (kg)
PR15	15 o/d	0.01
PR20	20 o/d	0.01
PR25	25 o/d	0.01
PR30	30 o/d	0.01
PR35	35 o/d	0.01
PR40	40 o/d	0.01
PR50	50 o/d	0.03
PR60	60 o/d	0.03
PR70	70 o/d	0.04
PR76	76 o/d	0.04
PR80	80 o/d	0.07
PR88.9	88.9 o/d	0.06
PR100	100 o/d	0.09

(RECTANGULAR)



Code	Size (mm)	Weight (kg)
PRE20 x 30	20 x 30	0.01
PRE20 x 40	20 x 40	0.01
PRE25 x 40	25 x 40	0.01
PRE25 x 50	25 x 50	0.01
PRE30 x 40	30 x 40	0.02
PRE30 x 50	30 x 50	0.02
PRE30 x 60	30 x 60	0.03
PRE40 x 60	40 x 60	0.06
PRE40 x 80	40 x 80	0.06
PRE40 x 100	40 x 100	0.11
PRE50 x 100	50 x 100	0.11

HOT FORGED RINGS (SCROLL RINGS)

								
Code: R1	Code: R2	Code: R3	Code: R1A	Code: R2A	Code: R3A	Code: R1B	Code: R2B	Code: R3B
Size (mm): 130 O/D x 14 x 6	Size (mm): 130 O/D x 16 x 6	Size (mm): 130 O/D x 20 x 6	Size (mm): 115 O/D x 14 x 6	Size (mm): 115 O/D x 16 x 6	Size (mm): 115 O/D x 20 x 6	Size (mm): 100 O/D x 14 x 6	Size (mm): 100 O/D x 16 x 6	Size (mm): 100 O/D x 20 x 6
Weight(Kg): 0.38Kg	Weight(Kg): 0.4kg	Weight(Kg): 0.50kg	Weight(Kg): 0.30kg	Weight(Kg): 0.36Kg	Weight(Kg): 0.45kg	Weight(Kg): 0.29kg	Weight(Kg): 0.33kg	Weight(Kg): 0.41kg

(RINGS FROM FLAT)

								
Code: R4	Code: R7	Code: R6	Code: R120	Code: R121	Code: R110	Code: R111	Code: R4B	Code: R5
Size (mm): 130 O/D x 12 x 6	Size (mm): 130 O/D x 14 x 6	Size (mm): 130 O/D x 16 x 6	Size (mm): 120 O/D x 12 x 6	Size (mm): 120 O/D x 14 x 6	Size (mm): 110 O/D x 12 x 6	Size (mm): 110 O/D x 14 x 6	Size (mm): 100 O/D x 12 x 6	Size (mm): 100 O/D x 16 x 6
Weight(Kg): 0.22kg	Weight(Kg): 0.25kg	Weight(Kg): 0.30kg	Weight(Kg): 0.20kg	Weight(Kg): 0.24kg	Weight(Kg): 0.18kg	Weight(Kg): 0.22kg	Weight(Kg): 0.18kg	Weight(Kg): 0.25kg









(RINGS FROM ROUND)

			
Code: RING1	Code: RING2	Code: RING3	Code: RING4
Size (mm): 100 O/D x 12 R	Size (mm): 100 O/D x 16 R	Size (mm): 130 O/D x 12 R	Size (mm): 130 O/D x 16 R
Weight(Kg): 0.26kg	Weight(Kg): 0.46kg	Weight(Kg): 0.35kg	Weight(Kg): 0.61kg

(RINGS FROM SQUARE)

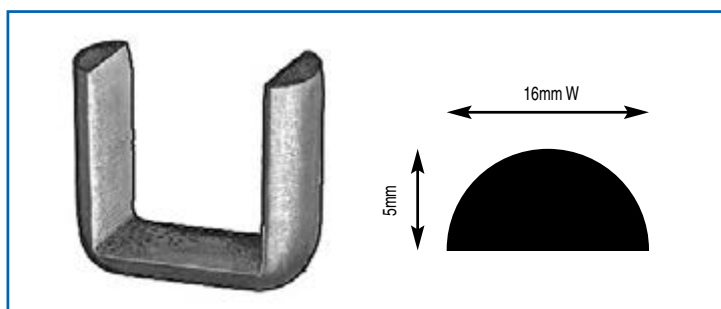
			
Code: RING5	Code: RING9	Code: RING6	Code: RING7
Size (mm): 100 O/D x 12 x 12	Size (mm): 100 O/D x 16 x 16	Size (mm): 130 O/D x 12 x 12	Size (mm): 130 O/D x 16 x 16
Weight(Kg): 0.30kg	Weight(Kg): 0.52Kg	Weight(Kg): 0.43kg	Weight(Kg): 0.73kg

(OVAL RINGS)

							
Code: OV-131	Code: OV-132	Code: OV-134	Code: OV-111	Code: OV-112	Code: OV-114	Code: 35-4-06	Code: Ring 8
Size (mm): 200H x 130W x 12 x 6	Size (mm): 200H x 130W x 14 x 6	Size (mm): 200H x 130W x 16 x 8	Size (mm): 165H x 110W x 12 x 6	Size (mm): 165H x 110W x 14 x 6	Size (mm): 165H x 110W x 16 x 8	Size (mm): 110mm o/d. 14mm Angle Square	Size (mm): 110mm o/d – 20 x 10mm outer ring material
Weight(Kg): 0.31kg	Weight(Kg): 0.30kg	Weight(Kg): 0.48kg	Weight(Kg): 0.22kg	Weight(Kg): 0.26kg	Weight(Kg): 0.42kg	Weight(Kg): 0.41kg	Weight(Kg): 0.65kg

Code:	Size
CL14	To Suit: 14mm square
CL120	To Suit: 14mm sq + 14 x 6mm
CL148	To Suit: 14mm sq + 16 x 8mm
CL101	To Suit: 14 x 6mm + 14mm sq + 14 x 6mm
CL102	To Suit: 12 x 6mm + 12mm sq + 12 x 6mm
CL103	To Suit: 12 x 6mm + 12 x 6mm
CL104	To Suit: 14 x 6mm + 14 x 6mm
CL105	To Suit: 20 x 6mm + 20 x 6mm
CL160	To Suit: 16 x 8mm + 16 x 8mm
CL106	To Suit: 12 x 6mm + 12 x 6mm + 12 x 6mm
CL107	To Suit: 14 x 6mm + 14 x 6mm + 14 x 6mm
CL108	To Suit: 20 x 6mm + 20 x 6mm + 20 x 6mm
CL161	To Suit: 16mm sq + 16 x 8mm
CL162	To Suit: 16 x 8mm + 16mm sq + 16 x 8mm





U-COLLARS







U-BARS

	Code: U-12mm
	Size (mm): 1000x12 - 112 Centres 1200x12 - 112 Centres 1000x16 - 116 Centres 1200x16 - 116 Centres
	Round Material
	Weight(Kg): 2kg

OLD STYLE HOOPS
















			
Code: K11/38	Code: K11/39	Code: K11/40	Code: K11/37
Size (mm): Laser Cut 30 x 6mm plain flat 250H x 160W (100mm Gap)	Size (mm): Laser Cut 30 x 6mm plain flat 250H x 290W (230mm Gap)	Size (mm): Laser Cut 40 x 8mm plain flat 250H x 230W (150mm Gap)	Size (mm): Laser Cut 30 x 6mm plain flat 150H x 36W
Weight: 0.77kg	Weight: 0.87kg	Weight: 1.00kg	Weight: 0.50kg

SCROLLS (8 X 8MM SCROLLS)





















			
Code: K33/08 Size (mm): 120L x 73W x 8 x 8 Textured Effect Weight(Kg): 0.16kg	Code: K33/09 Size (mm): 180L x 90W x 8 x 8 Plain Weight(Kg): 0.26kg	Code: K33/05 Size (mm): 230L x 110W x 8 x 8 Plain Weight(Kg): 0.24kg	Code: K33/04 Size (mm): 330L x 110W x 8 x 8 Plain Weight(Kg): 0.30kg
























SCROLLS (C-SCROLLS)

							
Code: C-1101 Size (mm): 110L x 60W x 12 x 6 Weight(Kg): 0.13kg	Code: C-1102 Size (mm): 110L x 60W x 14 x 6 Weight(Kg): 0.16kg	Code: C-1201 Size (mm): 120L x 75W x 12 x 6 Weight(Kg): 0.18kg	Code: C-1202 Size (mm): 120L x 75W x 14 x 6 Weight(Kg): 0.20kg	Code: C-1203 Size (mm): 120L x 75W x 20 x 6 Weight(Kg): 0.29kg	Code: C-1301 Size (mm): 130L x 100W x 12 x 6 Weight(Kg): 0.22kg	Code: C-1302 Size (mm): 130L x 100W x 14 x 6 Weight(Kg): 0.26kg	Code: C-1303 Size (mm): 130L x 100W x 20 x 6 Weight(Kg): 0.35kg
							
Code: C-1601 Size (mm): 165L x 110W x 12 x 6 Weight(Kg): 0.25kg	Code: C-1602 Size (mm): 165L x 110W x 14 x 6 Weight(Kg): 0.29kg	Code: C-1603 Size (mm): 165L x 110W x 20 x 6 Weight(Kg): 0.41kg	Code: C-2001 Size (mm): 200L x 130W x 12 x 6 Weight(Kg): 0.35kg	Code: C-2002 Size (mm): 200L x 130W x 14 x 6 Weight(Kg): 0.40kg	Code: C-2003 Size (mm): 200L x 130W x 20 x 6 Weight(Kg): 0.63kg	Code: C-2004 Size (mm): 200L x 130W x 16 x 8 Weight(Kg): 0.66kg	

ALTERNATIVE C-SCROLLS (SIZES MAY VARY SLIGHTLY)

						
Code: CS-1 Size (mm): 110H x 60W / 12 x 6mm Weight(Kg): 0.14kg	Code: CS-2 Size (mm): 110H x 60W / 14 x 6mm Weight(Kg): 0.17kg	Code: CS-3 Size (mm): 110H x 60W / 16 x 6mm Weight(Kg): 0.19kg	Code: CS-4 Size (mm): 120H x 75W / 12 x 6mm Weight(Kg): 0.17kg	Code: CS-5 Size (mm): 120H x 75W / 14 x 6mm Weight(Kg): 0.20kg	Code: CS-6 Size (mm): 120H x 75W / 16 x 6mm Weight(Kg): 0.23kg	Code: CS-7 Size (mm): 120H x 75W / 20 x 6mm Weight(Kg): 0.29kg
						
Code: CS-8 Size (mm): 130H x 100W / 12 x 6mm Weight(Kg): 0.24kg	Code: CS-9 Size (mm): 130H x 100W / 14 x 6mm Weight(Kg): 0.28kg	Code: CS-10 Size (mm): 130H x 100W / 16 x 6mm Weight(Kg): 0.32kg	Code: CS-11 Size (mm): 130H x 100W / 20 x 6mm Weight(Kg): 0.40kg	Code: CS-12 Size (mm): 165H x 110W / 12 x 6mm Weight(Kg): 0.25kg	Code: CS-13 Size (mm): 165H x 110W / 14 x 6mm Weight(Kg): 0.29kg	Code: CS-14 Size (mm): 165H x 110W / 20 x 6mm Weight(Kg): 0.41kg
						
Code: CS-15 Size (mm): 200H x 130W / 12 x 6mm Weight(Kg): 0.35kg	Code: CS-16 Size (mm): 200H x 130W / 14 x 6mm Weight(Kg): 0.40kg	Code: CS-17 Size (mm): 200H x 130W / 16 x 6mm Weight(Kg): 0.66kg	Code: CS-18 Size (mm): 200H x 130W / 20 x 6mm Weight(Kg): 0.63kg	Code: CS-19 Size (mm): 110H x 95W / 12 x 6mm Weight(Kg): 0.22kg	Code: CS-20 Size (mm): 110H x 95W / 14 x 6mm Weight(Kg): 0.26kg	







SCROLLS (S-SCROLLS)

						
Code: S18 Size (mm): 150L x 65W x 12 x 6 Weight(Kg): 0.19kg	Code: S18 - 16MM Size (mm): 150L x 65W x 16 x 6 Weight(Kg): 0.26kg	Code: S17 Size (mm): 195L x 70W x 12 x 6 Weight(Kg): 0.20kg	Code: S17 - 16MM Size (mm): 195L x 70W x 16 x 6 Weight(Kg): 0.32kg	Code: S-2701 Size (mm): 270L x 110W x 12 x 6 Weight(Kg): 0.30kg	Code: S-2702 Size (mm): 270L x 110W x 14 x 6 Weight(Kg): 0.35kg	Code: S-2703 Size (mm): 270L x 110W x 20 x 6 Weight(Kg): 0.57kg
						
Code: S-2801 Size (mm): 285L x 110W x 12 x 6 Weight(Kg): 0.44kg	Code: S-2802 Size (mm): 285L x 110W x 14 x 6 Weight(Kg): 0.52kg	Code: S-2803 Size (mm): 285L x 110W x 20 x 6 Weight(Kg): 0.66kg	Code: S-3501 Size (mm): 350L x 130W x 12 x 6 Weight(Kg): 0.53kg	Code: S-3502 Size (mm): 350L x 130W x 14 x 6 Weight(Kg): 0.62kg	Code: S-3503 Size (mm): 350L x 130W x 20 x 6 Weight(Kg): 0.88kg	Code: S-3504 Size (mm): 350L x 130W x 16 x 8 Weight(Kg): 0.95kg
						
Code: S-3301 Size (mm): 330L x 130W x 12 x 6 Weight(Kg): 0.43kg	Code: S-3302 Size (mm): 330L x 130W x 14 x 6 Weight(Kg): 0.50kg	Code: S-3303 Size (mm): 330L x 130W x 20 x 6 Weight(Kg): 0.72kg	Code: S-3304 Size (mm): 330L x 130W x 16 x 8 Weight(Kg): 0.75kg	Code: S-4502 Size (mm): 450L x 165W x 14 x 6 Weight(Kg): 0.65kg	Code: S-4503 Size (mm): 450L x 165W x 20 x 6 Weight(Kg): 1.00kg	Code: S-4504 Size (mm): 450L x 165W x 16 x 8 Weight(Kg): 1.12kg

ALTERNATIVE S-SCROLLS (SIZES MAY VARY SLIGHTLY)

							
Code: SS-1 Size (mm): 270H x 110W • 12 x 6mm Weight(Kg): 0.36kg	Code: SS-2 Size (mm): 270H x 110W • 14 x 6mm Weight(Kg): 0.43kg	Code: SS-3 Size (mm): 270H x 110W • 16 x 6mm Weight(Kg): 0.49kg	Code: SS-4 Size (mm): 270H x 110W • 20 x 6mm Weight(Kg): 0.61kg	Code: SS-5 Size (mm): 330H x 130W • 12 x 6mm Weight(Kg): 0.42kg	Code: SS-6 Size (mm): 330H x 130W • 14 x 6mm Weight(Kg): 0.49kg	Code: SS-7 Size (mm): 330H x 130W • 16 x 6mm Weight(Kg): 0.56kg	Code: SS-8 Size (mm): 330H x 130W • 20 x 6mm Weight(Kg): 0.70kg
							
Code: SS-9 Size (mm): 280H x 110W • 12 x 6mm Weight(Kg): 0.44kg	Code: SS-10 Size (mm): 280H x 110W • 14 x 6mm Weight(Kg): 0.52kg	Code: SS-11 Size (mm): 280H x 110W • 16 x 6mm Weight(Kg): 0.59kg	Code: SS-12 Size (mm): 350H x 130W • 16 x 6mm Weight(Kg): 0.72kg	Code: SS-13 Size (mm): 450H x 165W x 14 x 6mm Weight(Kg): 0.70kg	Code: SS-14 Size (mm): 450H x 165W x 16 x 6mm Weight(Kg): 0.75kg	Code: SS-15 Size (mm): 450H x 165W x 20 x 6mm Weight(Kg): 1.00Kg	






CLIP ON PANELS

					
Code: K27/50	Code: K27/50-16mm	Code: K27/48	Code: K27/48-16mm	Code: K27/49	Code: K27/49-16mm
Size (mm): 380H x 230W - 12 x 6 to suit 12mm square	Size (mm): 380H x 230W - 16 x 6 to suit 16mm square	Size (mm): 450H x 200W - 12 x 6 to suit 12mm square	Size (mm): 450H x 200W - 16 x 6 to suit 16mm square	Size (mm): 350H x 175W - 12 x 6 to suit 12mm square	Size (mm): 350H x 175W - 16 x 6 to suit 16mm square
Weight(Kg): 1.3kg	Weight(Kg): 1.8kg	Weight(Kg): 1.1kg	Weight(Kg): 1.88kg	Weight(Kg): 0.71kg	Weight(Kg): 0.9kg

ALTERNATIVE RANGE CLIP ON PANELS [SIZES MAY VARY SLIGHTLY]

					
Code: CO-1	Code: CO-2	Code: CO-3	Code: CO-4	Code: CO-5	Code: CO-6
Size (mm): To suit 12mm square 115H x 130W 12 x 6mm	Size (mm): To suit 14mm square 115H x 130W 14 x 6mm	Size (mm): To suit 16mm square 115H x 130W 16 x 6mm	Size (mm): To suit 12mm square bar 110H x 135W 12 x 6mm	Size (mm): To suit 14mm square bar 110H x 135W 14 x 6mm	Size (mm): To suit 16mm square 115H x 130W 16 x 6mm
Weight(Kg): 0.25kg	Weight(Kg): 0.28kg	Weight(Kg): 0.34kg	Weight(Kg): 0.31kg	Weight(Kg): 0.36kg	Weight(Kg): 0.48kg

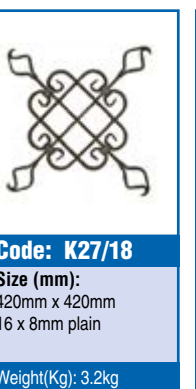

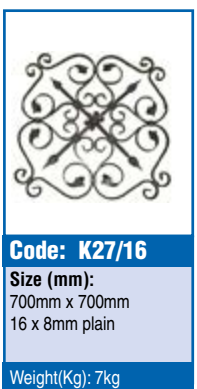
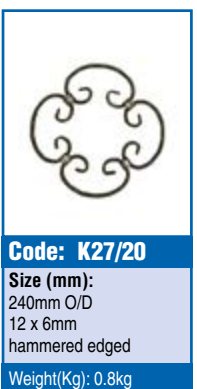

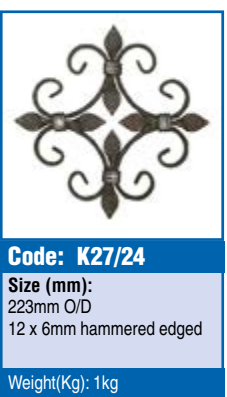
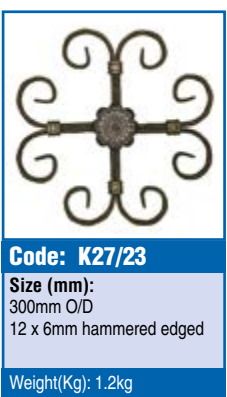
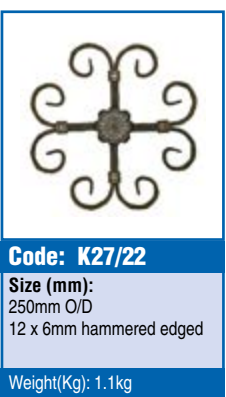
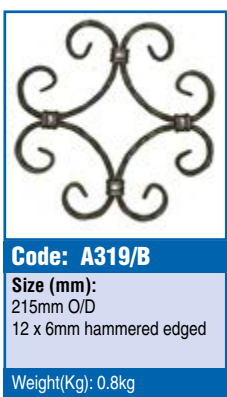
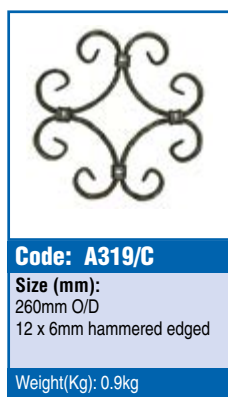

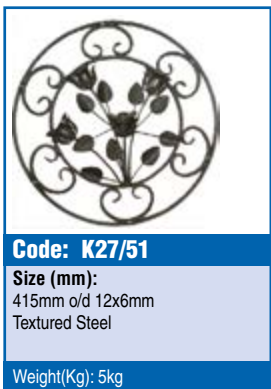
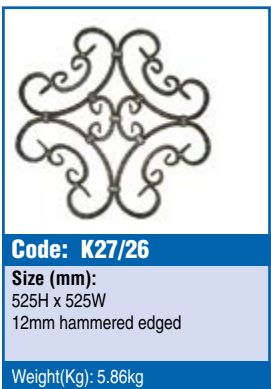

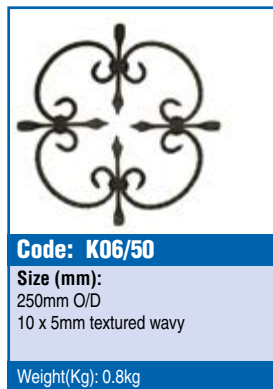
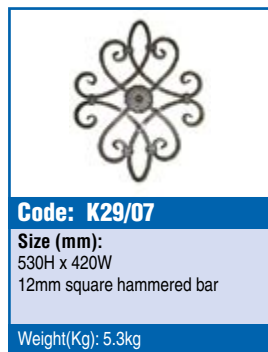


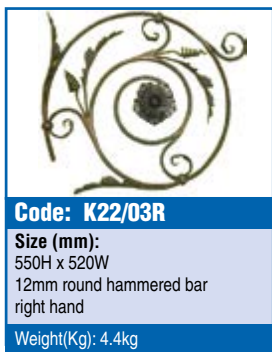
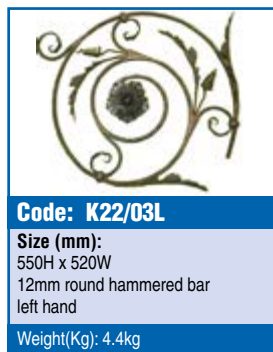
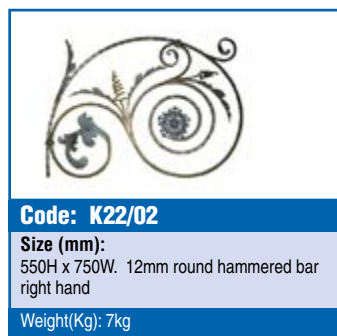
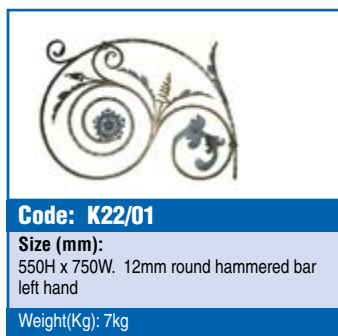
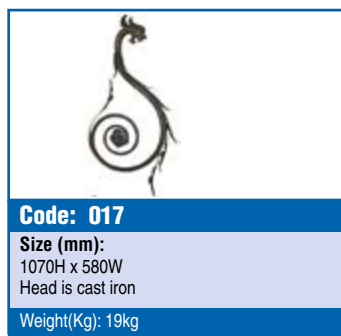
GATE TOP PANELS

				
Code: K20/05	Code: K20/06	Code: K20/07	Code: K20/08	Code: K20/04
Size (mm): 600H x 1400L - 25 x 8mm - ham- mered edged Left hand	Size (mm): 600H x 1400L - 25 x 8mm - hammered edged Right hand	Size (mm): 330H x 1270L - 16 x 8mm - hammered edged Left hand	Size (mm): 330H x 1270L - 16 x 8mm - hammered edged Right hand	Size (mm): 150H x 890L - 16 x 8mm - hammered edged
Weight(Kg): 9kg	Weight(Kg): 9kg	Weight(Kg): 4.20kg	Weight(Kg): 4.20kg	Weight(Kg): 2kg

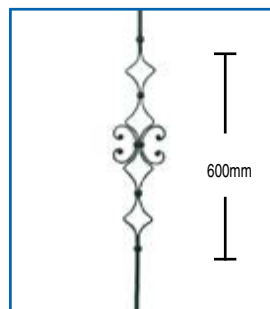
ALTERNATIVE GATE TOP PANELS [SIZES MAY VARY SLIGHTLY]

		
Code: GT-1	Code: GT-2	Code: GT-3
Size (mm): 820L X 225H - 14 X 6mm	Size (mm): 820L X 225H - 20 X 6mm	Size (mm): 750L X 225H - 14 X 6mm
Weight(Kg): 2.2kg	Weight(Kg): 3kg	Weight(Kg): 2.2kg
		
Code: GT-4	Code: GT-5	Code: GT-6
Size (mm): 750L X 225H - 20 X 6mm	Size (mm): 1100L X 300H - 20 X 6mm	Size (mm): 1400L X 300H - 20 X 6mm
Weight(Kg): 3.3kg	Weight(Kg): 5.5kg	Weight(Kg): 6.7kg

DECORATIVE PANELS

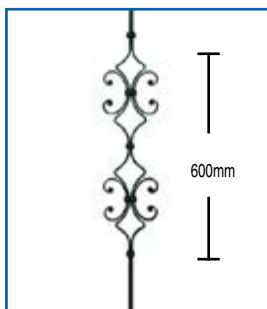


DECORATIVE PANELS




Code: 34/7

Size (mm):
1000H x 160W x 12mm Square
Weight(Kg): 1.70kg



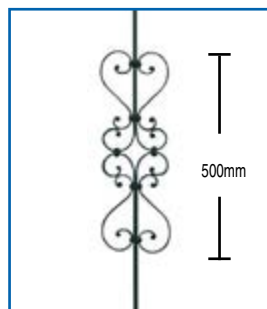
Code: 34/8

Size (mm):
1000H x 160W x 12mm Square
Weight(Kg): 2.0kg



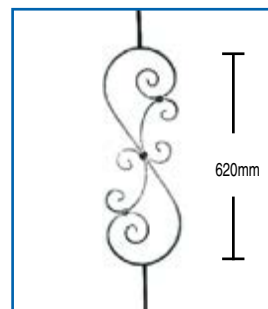
Code: 34/45

Size (mm):
1000H x 235W x 12mm Square
Weight(Kg): 2.75kg



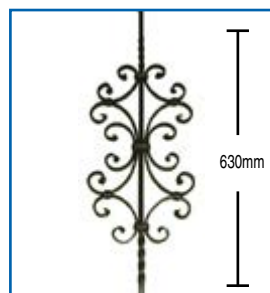
Code: 34/28

Size (mm):
1000H x 175W x 12mm Square
Weight(Kg): 2.5kg



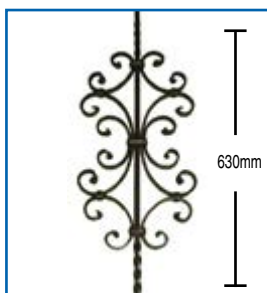
Code: 35/16

Size (mm):
1000H x 210W x 12mm Square
Weight(Kg): 2.1kg



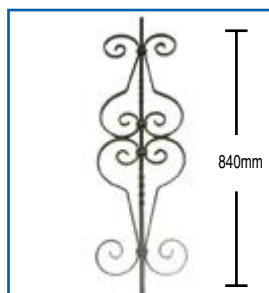
Code: A512

Size (mm):
1000H x 250W • 12mm square
Weight(Kg): 3.05kg



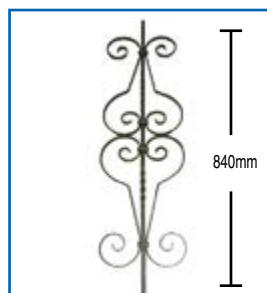
Code: A512-16mm

Size (mm):
1000H x 250W • 16mm square
Weight(Kg): 4.75kg



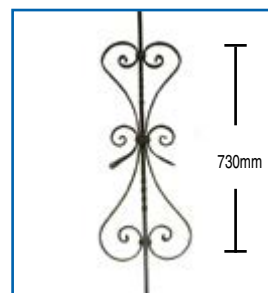
Code: A500

Size (mm):
1000H x 270W • 12mm square
Weight(Kg): 3.3kg



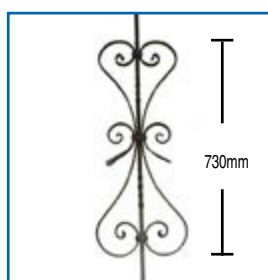
Code: A500-16mm

Size (mm):
1000H x 270W • 16mm square
Weight(Kg): 5.5kg



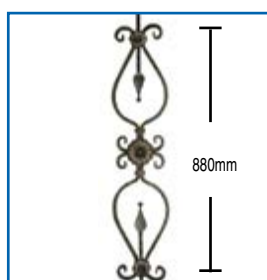
Code: A501

Size (mm):
1000H x 265W • 12mm square
Weight(Kg): 2.9kg



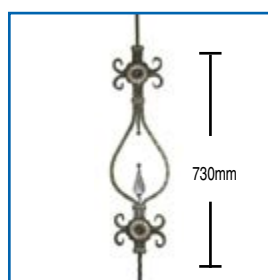
Code: A501-16mm

Size (mm):
1000H x 265W
16mm square
Weight(Kg): 4.75kg



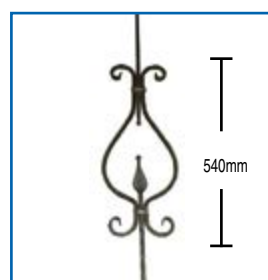
Code: A502

Size (mm):
1000H x 190W
12mm square - hammered edge
Weight(Kg): 4.1kg



Code: A503

Size (mm):
1000H x 205W
12mm square - hammered edge
Weight(Kg): 4.0kg



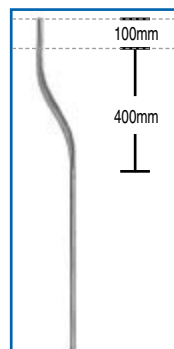
Code: A504

Size (mm):
1000H x 205W
12mm square - hammered edge
Weight(Kg): 2.7kg

DECORATIVE BARS

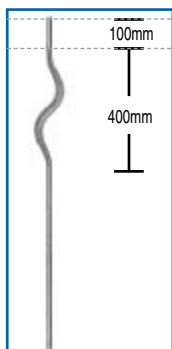
(for full range please request Grande Forge catalogue)

grande forge



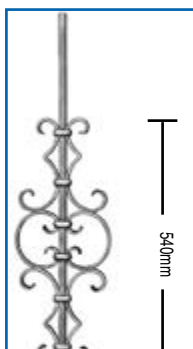
Code: B-5502

Size (mm): 14mm round X 950L x 130W
Weight: 1.10kg



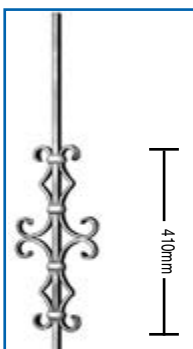
Code: B-5402

Size (mm): 14mm round X 950L x 98W
Weight: 1.10kg




Code: B-3714

Size (mm): 14mm square X 1150L
Weight: 3.41kg




Code: B-2714

Size (mm): 14mm square X 1150L
Weight: 2.89kg




Code: B-4004

Size (mm): 14mm square X 1150L
Weight: 2.65kg



Code: B-1804






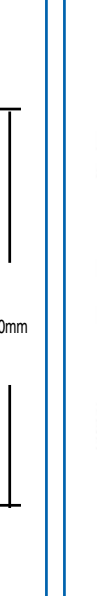
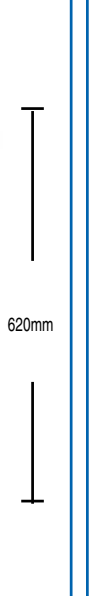





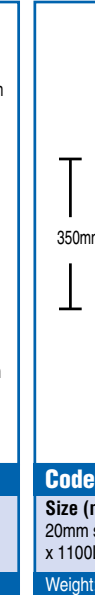
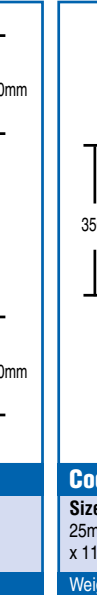
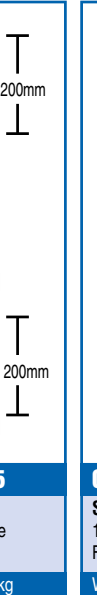



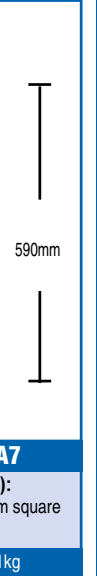




Size (mm): 14mm square X 1150L
Weight: 2.92kg



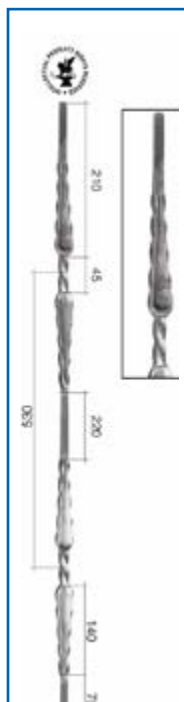
Code: B-1554

Size (mm): 14mm square X 1150L
Weight: 2.60kg

BASKET BARS & TWISTED BARS

 <p>Code: A1B Size (mm): 12mm square x 1100L Weight: 1.3kg</p>	 <p>Code: A1 Size (mm): 16mm square x 1100L Weight: 2.45kg</p>	 <p>Code: B1 Size (mm): 20mm square x 1100L Weight: 4kg</p>	 <p>Code: C1 Size (mm): 25mm square x 1100L Weight: 6kg</p>	 <p>Code: A1Ba Size (mm): 12mm square x 1100L Weight: 1.4kg</p>	 <p>Code: A1a Size (mm): 16mm square x 1100L Weight: 3.35kg</p>	 <p>Code: R Size (mm): 12mm square x 1100L Weight: 1.20kg</p>	 <p>Code: A4 Size (mm): 16mm square x 1100L Weight: 2.2kg</p>
 <p>Code: B4 Size (mm): 20mm square x 1100L Weight: 3.90kg</p>	 <p>Code: C4 Size (mm): 25mm square x 1100L Weight: 5.90kg</p>	 <p>Code: S Size (mm): 12mm square x 1100L Weight: 1.20kg</p>	 <p>Code: A5 Size (mm): 16mm square x 1100L Weight: 2.2kg</p>	 <p>Code: B5 Size (mm): 20mm square x 1100L Weight: 3.90kg</p>	 <p>Code: C5 Size (mm): 25mm square x 1100L Weight: 5.90kg</p>	 <p>Code: A6 Size (mm): 16mm square x 1100L Fully Twisted Weight: 2.3kg</p>	 <p>Code: B6 Size (mm): 20mm square x 1100L Fully Twisted Weight: 3.9kg</p>
 <p>Code: C6 Size (mm): 25mm square x 1100L Fully Twisted Weight: 5.9kg</p>	 <p>Code: A7 Size (mm): Plain 12mm square x 900L Weight: 1.1kg</p>	 <p>Code: A8 Size (mm): Plain 16mm square x 900L Weight: 1.92kg</p>	 <p>Code: A7a Size (mm): Plain 12mm square x 900L Weight: 1.1kg</p>	 <p>Code: A8a Size (mm): Plain 16mm square x 900L Weight: 1.87kg</p>	 <p>Code: A1c Size (mm): 16mm round basket bar x 1000L Weight: 1.8kg</p>	 <p>Code: A1d Size (mm): 20mm round basket bar x 1000L Weight: 2.85kg</p>	

DECORATIVE BARS



Code: 1730/1

Size (mm):
12mm square x 1000L


Weight: 1.10kg



Code: 1730/2

Size (mm):
14mm square x 1000L

Weight: 1.50kg



Code: 1730/3

Size (mm):
12mm square x 1000L

Weight: 1.10kg



Code: 1730/4

Size (mm):
14mm square x 1000L

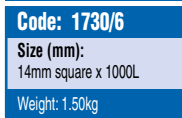
Weight: 1.50kg



Code: 1730/5

Size (mm):
12mm square x 1000L


Weight: 1.10kg



Code: 1730/6

Size (mm):
14mm square x 1000L

Weight: 1.50kg



Code: 1730/7

Size (mm):
12mm square x 1000L

Weight: 1.10kg



Code: 1730/8

Size (mm):
14mm square x 1000L

Weight: 1.50kg



Code: 1749/3

Size (mm):
12mm square x 1000L

Weight: 1.10kg



Code: 1749/4

Size (mm):
14mm square x 1000L

Weight: 1.50kg



Code: 1749/1

Size (mm):
12mm square x 1000L

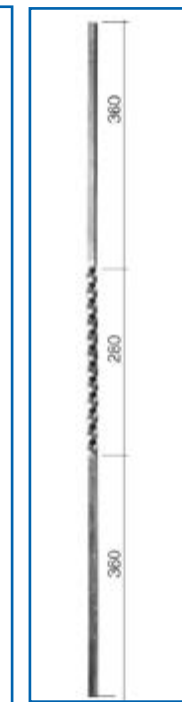
Weight: 1.10kg



Code: 1749/2

Size (mm):
14mm square x 1000L

Weight: 1.50kg



Code: R-IND

Size (mm):
12mm square x 1000L


Weight: 1.2kg



Code: A4-IND

Size (mm):
16mm square x 1000L

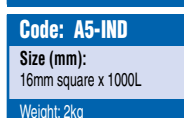
Weight: 2kg



Code: S-IND

Size (mm):
12mm square x 1000L

Weight: 1.2kg



Code: A5-IND

Size (mm):
16mm square x 1000L

Weight: 2kg



Code: BAL-01

Size (mm):
12mm square x 1000L

Weight: 1.2kg



Code: BAL-02

Size (mm):
14mm square x 1000L


Weight: 1.56kg



Code: BAL-03

Size (mm):
16mm square x 1000L

Weight: 2kg



Code: BAL-04

Size (mm):
12mm square x 1000L

Weight: 1.2kg



Code: BAL-05

Size (mm):
14mm square x 1000L


Weight: 1.56kg



Code: BAL-06

Size (mm):
16mm square x 1000L

Weight: 2kg



Code: BAL-08

Size (mm):
12mm square x 1000L

Weight: 1.2kg



Code: BAL-07

Size (mm):
14mm square x 1000L

Weight: 1.56kg



Code: BAL-09

Size (mm):
12mm square x 1000L

Weight: 1.2kg



Code: BAL-10

Size (mm):
14mm square x 1000L

Weight: 1.56kg



Code: BAL-11

Size (mm):
12mm round x 1000L

Weight: 1.2kg



Code: BAL-12

Size (mm):
14mm round x 1000L

Weight: 1.3kg



Code: BAL-13

Size (mm):
12mm round x 1000L

Weight: 1.2kg




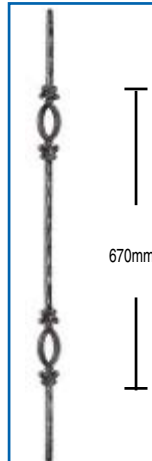

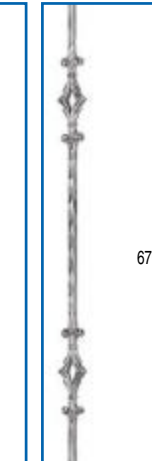


Code: BAL-14

Size (mm):
14mm round x 1000L

Weight: 1.3kg

DECORATIVE BARS












					
Code: A17 Size (mm): 14mm square x 1000L x 55W Textured Wavy Weight: 1.5kg	Code: A17a Size (mm): 14mm square x 1000L x 55W Textured Wavy Weight: 1.5kg	Code: A18 Size (mm): 14mm square x 1000L x 61W Textured Wavy Weight: 1.5kg	Code: A18a Size (mm): 14mm square x 1000L x 61W Textured Wavy Weight: 1.5kg	Code: A19 Size (mm): 12mm square x 1000L x 110W Weight(Kg): 1kg	Code: A19a Size (mm): 12mm square x 1000L x 110W Weight(Kg): 1kg








SQUARE BOW BARS

(x 1 Metre Long)

ROUND BOW BARS

(x 1 Metre Long)

								
Code: K17/03M Size (mm): Economy 12mm plain Weight(Kg): 1.19kg	Code: K17/03-16mm Size (mm): Economy 16mm plain Weight(Kg): 2.22kg	Code: K17/05M Size (mm): Economy 12mm plain Weight(Kg): 1.13kg	Code: K17/05M -16mm Size (mm): Economy 16mm plain Weight(Kg): 2.22kg	Code: K17/04 Size (mm): 12mm with twist at top Weight(Kg): 1.13kg	Code: K17/12 Size (mm): 12mm hammered edged bow bar Weight(Kg): 1.13kg	Code: K17/09 Size (mm): 16mm with small collar Weight(Kg): 1.70kg	Code: K17/10 Size (mm): 16mm with medium collar Weight(Kg): 1.80kg	Code: K17/11 Size (mm): 16mm with large collar Weight(Kg): 2.3kg

								
Code: K17/06 Size (mm): 12mm with small collar Weight(Kg): 1.24kg	Code: K17/06A Size (mm): 16mm with small collar Weight(Kg): 2.21kg	Code: K17/07 Size (mm): 12mm with medium collar Weight(Kg): 1.27kg	Code: K17/07A Size (mm): 16mm with medium collar Weight(Kg): 2.25kg	Code: K17/08 Size (mm): 12mm with large collar Weight(Kg): 1.30kg	Code: K17/08A Size (mm): 16mm with large collar Weight(Kg): 2.31kg			

SILHOUETTES (5mm thick steel)



Code: K11/28

Size (mm):
Bull • 400W x 250H

Weight(Kg): 1kg



Code: K11/09

Size (mm):
Golfer • 290W x 305H

Weight(Kg): 1kg



Code: K11/15

Size (mm):
Hurley • 175W x 760H

Weight(Kg): 1kg



Code: K11/27

Size (mm):
Metalworker • 280W x 380H

Weight(Kg): 1kg



Code: K11/18

Size (mm):
Herron • 325W x 350H

Weight(Kg): 1kg



Code: K11/13

Size (mm):
Man & Horse • 390W x 235H

Weight(Kg): 1kg



Code: K11/14

Size (mm):
Pheasant • 520W x 260H

Weight(Kg): 1kg



Code: K11/09A

Size (mm):
Stallion • 200W x 260H

Weight(Kg): 1kg



Code: K11/17

Size (mm):
Hurler • 340W x 305H

Weight(Kg): 1kg



Code: K11/08

Size (mm):
Gun Dog • 360W x 260H

Weight(Kg): 1kg



Code: K11/10

Size (mm):
Mare & Foal • 440W x 245H

Weight(Kg): 1kg



Code: K11/01

Size (mm):
Cockrell • 290W x 300H

Weight(Kg): 1kg



Code: K11/03

Size (mm):
Hunter & Dog • 400W x 385H

Weight(Kg): 1kg



Code: K11/25

Size (mm):
Fox • 430W x 245H

Weight(Kg): 1kg



Code: K11/20

Size (mm):
Greyhound • 740W x 480H

Weight(Kg): 2kg



Code: K11/16

Size (mm):
Golf Club • 95W x 1030H

Weight(Kg): 1kg



Code: K11/04

Size (mm):
Alsatian • 440W x 280H

Weight(Kg): 1kg



Code: K11/06

Size (mm):
coach & Horses • 590W x 330H

Weight(Kg): 1kg



Code: K11/07

Size (mm):
Fisherman • 400W x 250H

Weight(Kg): 1kg



Code: K11/19

Size (mm):
Salmon • 430W x 315H

Weight(Kg): 1kg



Code: K11/21

Size (mm):
Yacht • 300W x 350H

Weight(Kg): 1kg



Code: K11/33

Size (mm):
Cow • 390W x 240H

Weight(Kg): 1kg



Code: K11/22

Size (mm):
Stag • 400W x 320H

Weight(Kg): 1kg



Code: K11/05

Size (mm):
Horse & Plough • 460W x 180H

Weight(Kg): 1kg



Code: K11/02

Size (mm):
Cat & Mouse • 560W x 290H

Weight(Kg): 1kg



Code: K11/36

Size (mm):
Tractor • 410W x 275H

Weight(Kg): 1kg



Code: K11/35

Size (mm):
Cow & Calf • 400W x 220H

Weight(Kg): 1kg



Code: K11/33

Size (mm): Running Horse
425W x 260H

Weight(Kg): 1kg



Code: K11/34

Size (mm): Horses Head
215W x 290H

Weight(Kg): 1kg



Code: K11/32

Size (mm):
Mare • 390W x 260H

Weight(Kg): 1kg



Code: K11/31

Size (mm): Horse & Jockey
300W x 290H

Weight(Kg): 1kg







Code: K11/20 Small

Size (mm):
Greyhound • 440W x 300H

Weight(Kg): 1kg




N.B. WE CAN GET ANY DESIGN YOU PROVIDE CUT OR ANY OF THE ABOVE CUT IN A DIFFERENT SIZE

LETTERS & NUMBERS (5mm thick steel)

	A	B	C	D	E	F	G	H
Code: K11/12 Size (mm): Weather Vane Letter Set x 100H Weight(Kg): 1kg	Code: K11/11A Size (mm): Letter A x 100H Weight(Kg): 0.15kg	Code: K11/11B Size (mm): Letter B x 100H Weight(Kg): 0.15kg	Code: K11/11C Size (mm): Letter C x 100H Weight(Kg): 0.15kg	Code: K11/11D Size (mm): Letter D x 100H Weight(Kg): 0.15kg	Code: K11/11E Size (mm): Letter E x 100H Weight(Kg): 0.15kg	Code: K11/11F Size (mm): Letter F x 100H Weight(Kg): 0.15kg	Code: K11/11G Size (mm): Letter G x 100H Weight(Kg): 0.15kg	Code: K11/11H Size (mm): Letter H x 100H Weight(Kg): 0.15kg
I	J	K	L	M	N	O	P	Q
Code: K11/11I Size (mm): Letter I x 100H Weight(Kg): 0.15kg	Code: K11/11J Size (mm): Letter J x 100H Weight(Kg): 0.15kg	Code: K11/11K Size (mm): Letter K x 100H Weight(Kg): 0.15kg	Code: K11/11L Size (mm): Letter L x 100H Weight(Kg): 0.15kg	Code: K11/11M Size (mm): Letter M x 100H Weight(Kg): 0.15kg	Code: K11/11N Size (mm): Letter N x 100H Weight(Kg): 0.15kg	Code: K11/11O Size (mm): Letter O x 100H Weight(Kg): 0.15kg	Code: K11/11P Size (mm): Letter P x 100H Weight(Kg): 0.15kg	Code: K11/11Q Size (mm): Letter Q x 100H Weight(Kg): 0.15kg
R	S	T	U	V	W	X	Y	Z
Code: K11/11R Size (mm): Letter R x 100H Weight(Kg): 0.15kg	Code: K11/11S Size (mm): Letter S x 100H Weight(Kg): 0.15kg	Code: K11/11T Size (mm): Letter T x 100H Weight(Kg): 0.15kg	Code: K11/11U Size (mm): Letter U x 100H Weight(Kg): 0.15kg	Code: K11/11V Size (mm): Letter V x 100H Weight(Kg): 0.15kg	Code: K11/11W Size (mm): Letter W x 100H Weight(Kg): 0.15kg	Code: K11/11X Size (mm): Letter X x 100H Weight(Kg): 0.15kg	Code: K11/11Y Size (mm): Letter Y x 100H Weight(Kg): 0.15kg	Code: K11/11Z Size (mm): Letter Z x 100H Weight(Kg): 0.15kg
0	1	2	3	4	SOLD IN PAIRS IN PLAIN STEEL			
Code: K11/110 Size (mm): Number 0 x 100H Weight(Kg): 0.15kg	Code: K11/111 Size (mm): Number 1 x 100H Weight(Kg): 0.15kg	Code: K11/112 Size (mm): Number 2 x 100H Weight(Kg): 0.15kg	Code: K11/113 Size (mm): Number 3 x 100H Weight(Kg): 0.15kg	Code: K11/114 Size (mm): Number 4 x 100H Weight(Kg): 0.15kg				
5	6	7	8	9	Code: Hinge 1A Size (mm): 406L x 112H x 5mm steel Weight(Kg): 1.8kg	Code: Hinge 2A Size (mm): 330L x 145H x 5mm steel Weight(Kg): 1.5kg	Code: Hinge 3A Size (mm): 420L x 145H x 5mm steel Weight(Kg): 2.0kg	
Code: K11/115 Size (mm): Number 5 x 100H Weight(Kg): 0.15kg	Code: K11/116 Size (mm): Number 6 x 100H Weight(Kg): 0.15kg	Code: K11/117 Size (mm): Number 7 x 100H Weight(Kg): 0.15kg	Code: K11/118 Size (mm): Number 8 x 100H Weight(Kg): 0.15kg	Code: K11/119 Size (mm): Number 9 x 100H Weight(Kg): 0.15kg	Code: Hinge 1B Size (mm): 305L x 62H x 5mm steel	Code: Hinge 2B Size (mm): 305L x 137H x 5mm steel	Code: Hinge 3B Size (mm): 264L x 146H x 5mm steel	

N.B. WE CAN GET ANY OF THESE CUT IN ANY SIZE.


LASER CUT GATE PARTS (5mm thick steel)

						
Code: 28/52 Size (mm): Latch Holder 98L x 32W x 8mm thick Weight(Kg): 0.10kg	Code: G2 Size (mm): Gate Latch 180L x 50H x 25 flat Weight(Kg): 0.01kg	Code: 28/42 Size (mm): Drop Bolt Holder 63L x 23H x 5mm thick Weight(Kg): 0.04kg	Code: 28/57A Size (mm): Bolt guide to suit 12mm R 50L x 30W @widest point x 5mm thick Weight(Kg): 0.03kg	Code: 28/57B Size (mm): Bolt guide to suit 16mm R 63L x 43W @widest point x 5mm thick Weight(Kg): 0.03kg	Code: 28/57C Size (mm): Bolt guide to suit 20mm R 63L x 43W @widest point x 5mm thick Weight(Kg): 0.03kg	Code: 28/47 Size (mm): Gate catch 65L x 25W x 8mm thick Weight(Kg): 0.03kg

LASER CUT FIXING PLATES (5mm thick steel)

			
Code: R9 Size (mm): 160 X 160 Weight(Kg): 0.10kg	Code: R10 Size (mm): 130 X 130 Weight(Kg): 0.08kg	Code: R11 Size (mm): 105 X 105 Weight(Kg): 0.06kg	Code: R12 Size (mm): 140 X 80 Weight(Kg): 0.05kg
			
Code: R13 Size (mm): 120 X 80 Weight(Kg): 0.04kg	Code: R14 Size (mm): 115 X 65 Weight(Kg): 0.04kg	Code: 28/12D Size (mm): 120sq Weight(Kg): 0.04kg	Code: 28/12B Size (mm): 100sq Weight(Kg): 0.04kg


DROPBOLT BARS


	Code: 28/67A Size (mm): 670 L x 118W 12mm Round Weight(Kg): 0.95kg Code: 28/67B Size (mm): 670 L x 133W 16mm Round Weight(Kg): 1.70kg Code: 28/67C Size (mm): 670 L x 133W 20mm Round Weight(Kg): 2.63kg
--	---

RIVETS & STUDS
























						
Code: Rivet	Code: Rivet1	Code: Rivet2	Code: Rivet4	Code: Rivet5	Code: Rivet6	Code: RivetA
Size (mm): 14mm head x 8 stem x 35L	Size (mm): 16.5mm head x 10 stem x 40L	Size (mm): Hammered Head 16.5 x 10 stem x 40L	Size (mm): 16mm head X 8mm stem X 20mm L	Size (mm): 16mm head X 8mm stem X 60mm L	Size (mm): 16mm head X 8mm stem X 30mm L	Size (mm): 20mm round with 1 stem
Weight(Kg): 0.01kg	Weight(Kg): 0.03kg	Weight(Kg): 0.03kg	Weight(Kg): 0.01kg	Weight(Kg): 0.01kg	Weight(Kg): 0.03kg	Weight(Kg): 0.01kg
						
Code: RivetB	Code: RivetC	Code: RivetD	Code: RivetE	Code: RivetF	Code: STUD	
Size (mm): 15mm round with 1 stem	Size (mm): 12mm round with 1 stem	Size (mm): 25mm square with 2 stem	Size (mm): 20mm square with 2 stem	Size (mm): 15mm square with 2 stem	Size (mm): 22mm x 25L x 4mm stem	
Weight(Kg): 0.01kg	Weight(Kg): 0.01kg	Weight(Kg): 0.02kg	Weight(Kg): 0.02kg	Weight(Kg): 0.02kg	Weight(Kg): 0.01kg	

LEAVES


						
Code: K49	Code: K50	Code: K52	Code: K51	Code: L7	Code: L8	Code: L5
Size (mm): 100 x 100 x 4mm	Size (mm): 100 x 100 x 4mm	Size (mm): 200 x 210 x 5mm	Size (mm): 200 x 210 x 5mm	Size (mm): 150 x 65 x 4mm	Size (mm): 150 x 65 x 4mm	Size (mm): 109 x 40 x 3mm
Weight(Kg): 0.17kg	Weight(Kg): 0.17kg	Weight(Kg): 0.6kg	Weight(Kg): 0.6kg	Weight(Kg): 0.1kg	Weight(Kg): 0.1kg	Weight(Kg): 0.08kg
						
Code: L6	Code: V5	Code: L3	Code: L4	Code: L1	Code: L2	Code: K53
Size (mm): 109 x 40 x 3mm	Size (mm): 45 x 30	Size (mm): 80 x 58 x 4mm	Size (mm): 80 x 58 x 4mm	Size (mm): 65 x 75 x 3 mm	Size (mm): 65 x 75 x 3mm	Size (mm): 300 x 55 x 3.5mm Bent
Weight(Kg): 0.08kg	Weight(Kg): 0.02kg	Weight(Kg): 0.05kg	Weight(Kg): 0.5kg	Weight(Kg): 0.04kg	Weight(Kg): 0.04kg	Weight(Kg): 0.28kg



ROSETTES & FLOWERS

								
Code: V4 Size (mm): 30 O/D head x 45H Weight(Kg): 0.07kg	Code: V3 Size (mm): 60 O/D head x 45H Weight(Kg): 0.15kg	Code: V2 Size (mm): 320H x 6mm stem Weight(Kg): 0.2kg	Code: K44 Size (mm): 27 x 43 x .05 Weight(Kg): 0.1kg	Code: K45 Size (mm): 29 x 53 x .05 Weight(Kg): 0.15kg	Code: K46 Size (mm): 47 x 68 x .05 Weight(Kg): 0.2kg	Code: K25/06 Size (mm): 38 x 40 x .03 Weight(Kg): 0.01kg	Code: K25/04 Size (mm): 34 x 22 x .03 Weight(Kg): 0.01kg	Code: K40 Size (mm): 90 x 5mm Weight(Kg): 0.24kg
								
Code: K41 Size (mm): 125 x 5mm Weight(Kg): 0.34kg	Code: K43 Size (mm): 60 x 2.5mm Weight(Kg): 0.2kg	Code: K60 Size (mm): 60 x 60 x 4mm Weight(Kg): 0.06kg	Code: K59 Size (mm): 95 x 95 x 4mm Weight(Kg): 0.11kg	Code: Z9/C Size (mm): 80 x 15 x 4mm Weight(Kg): 0.15kg	Code: Z9/B Size (mm): 90 x 3mm Weight(Kg): 0.1kg	Code: Z9/A Size (mm): 60 x 3mm Weight(Kg): 0.1kg	Code: K63 Size (mm): 108 x 20H x 8mm x 10.5 hole Weight(Kg): 0.07kg	Code: K62 Size (mm): 75 x 10H x 0.5mm x 10.5 hole Weight(Kg): 0.02kg
								
Code: K62A Size (mm): 35 x 2 x 0.3mm x4.5 hole Weight(Kg): 0.01kg	Code: K61 Size (mm): 110 x 20 x 3mm Weight(Kg): 0.22kg	Code: K61a Size (mm): 90 x 16 x 3mm Weight(Kg): 0.15kg	Code: K64 Size (mm): 107 x 12H x 0.3mm Weight(Kg): 0.04kg	Code: K65 Size (mm): 35 x 4 x .4mm Weight(Kg): 0.01kg				



DRIP TRAYS

	Code: Driprtray80mm Size (mm): Plain steel 80mm O/D x 14mm H with 10.5mm hole Weight(Kg): 0.03kg	Code: Driprtray102mm Size (mm): Plain steel 102mm O/D x 22mm H with 10.5mm hole Weight(Kg): 0.06kg
--	--	--

POST BOXES

		
Code: Letterboxbuiltin Size (mm): 350W x 300H x 70D Heavy duty embossed Black steel (Can be recessed into wall) Weight(Kg): 3.00kg	Code: Letterboxs/s Size (mm): 260W x 312H x 90D Grade 304 Stainless Steel Weight(Kg): 3.00kg	Code: Letterboxcontemp Size (mm): 312W x 260H x 90D Black finish galvanised Steel Weight(Kg): 3.00kg
		
Code: Letterboxcontemp1 Size (mm): 312W x 260H x 90D Silver finish galvanised Steel Weight(Kg): 3.00kg	Code: Letterbox Rose Size (mm): Black Diecast, Top Letter Flap 410H x 290W x 130 deep Weight(Kg): 3kg	Code: Letterbox Trad Size (mm): Black Galvanised Steel 370H x 365W x 135D Weight(Kg): 3kg



WEATHER VANES

	
Code: COCKEREL Size (mm): Aluminium Body 560 x 850 Galvanised Stand Weight(Kg): 3kg	Code: ROOSTER Size (mm): Aged Copper 800H x 650L - Side Mounting Weight(Kg): 5kg

FIREPLACE COMPANION SETS

		
Code: 78-0-03 Size (mm): Black with silver patinated effect and brass knob 700H x 270 O/D Base Weight(Kg): 4kg	Code: 78-1-02 Size (mm): Raw steel finish 950H x 310 O/D Base Weight(Kg): 6.25kg	Code: 78-1-04 Size (mm): Raw steel finish 900H x 330 O/D Base Weight(Kg): 6.29kg

HANGING BRACKETS

	
Code: 200/2 Size (mm): 470 x 520mm Heavy duty, plain steel. Weight(Kg): 4kg	Code: 1470/5 Size (mm): 290 x 300mm Light duty, plain steel. Weight(Kg): 2kg

STAINLESS STEEL PROFILE HANDRAIL & FITTINGS




PROFILE CHANNEL TUBE - 6 MTR LENGTHS

RO-1002	42.4 x 1.5 (slot 24 x 24mm)	Grade 304 - SATIN
RO-1002	42.4 x 1.5 (slot 24 x 24mm)	Grade 316 - SATIN
RO-1004	48.3 x 1.5 (slot 27 x 30mm)	Grade 304 - SATIN
RO-1004	48.3 x 1.5 (slot 27 x 30mm)	Grade 316 - SATIN



RUBBER GASKET

RO42-12	(10 - 12.75mm Glass)
RO42-15	(15 - 17.5mm Glass)
RO42-20	(19 - 21.5mm Glass)
RO48-12	(10 - 12.75mm Glass)
RO48-15	(15 - 17.5mm Glass)
RO48-19	(19 - 21.5mm Glass)



STRAIGHT CONNECTOR

RO-1006 - 42.4	(Grade 304, SATIN)
RO-1006 - 42.4	(Grade 316, SATIN)
RO-1006 - 48.3	(Grade 304, SATIN)
RO-1006 - 48.3	(Grade 316, SATIN)



RIGHT ANGLE - 90 DEGREE LATERAL CORNER

RO-1005 - 42.4	(Grade 304, SATIN)
RO-1005 - 42.4	(Grade 316, SATIN)
RO-1005 - 48.3	(Grade 304, SATIN)
RO-1005 - 48.3	(Grade 316, SATIN)



90 DEGREE UPRIGHT CORNER

RO-1008 - 42.4	(Grade 304, SATIN)
RO-1008 - 42.4	(Grade 316, SATIN)
RO-1008 - 48.3	(Grade 304, SATIN)
RO-1008 - 48.3	(Grade 316, SATIN)



END CAP


RO-1007 - 42.4	(Grade 304, SATIN)
RO-1007 - 42.4	(Grade 316, SATIN)
RO-1007 - 48.3	(Grade 304, SATIN)
RO-1007 - 48.3	(Grade 316, SATIN)



WALL PLATE

RO-1009 - 42.4	(Grade 304, SATIN)
RO-1009 - 42.4	(Grade 316, SATIN)
RO-1009 - 48.3	(Grade 304, SATIN)
RO-1009 - 48.3	(Grade 316, SATIN)

STAINLESS STEEL GLASS CLAMPS



Code: KLHGC301

Square Clamp to suit Flat – Grade 316


Code: KLHGC303

Square Clamp to suit 42.4mm – Grade 316

Code: KLHGC307

Square Clamp to suit 50.8mm – Grade 316

Available to suit 6mm, 8mm or 10mm glass.



Code: KLHGC401

Square Clamp to suit Flat – Grade 316


Code: KLHGC403

Square Clamp to suit 42.4mm – Grade 316

Code: KLHGC407

Square Clamp to suit 50.8mm – Grade 316

Available to suit 10mm or 12mm glass.



Code: KLHGC101-ZINC

D Shape Clamp to suit Flat – Zinc

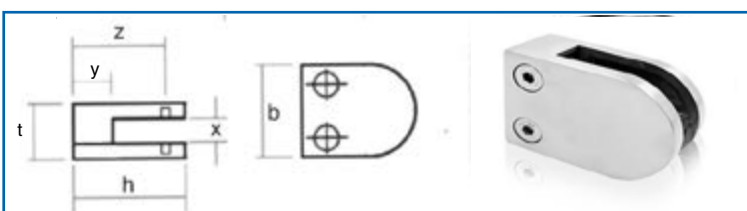
Code: KLHGC103-ZINC

D Shape Clamp to suit 42.4mm – Zinc

Available to suit 6mm, 8mm or 10mm glass.

N.B. Glass should always be drilled to take pin supplied, unless glass is supported from underneath.

Recommended maximum distance between upright posts is 1200mm



Code: KLH10R/F

GLASS CLAMP STAINLESS

Glass Clamp - Zinc Alloy (Stainless Effect)

Part No.	h	b	t	y	z	x=Glass
KLH10Z-50.8-D	63	45	28	16	48	10mm
KLH10Z-42.4-D	63	45	28	16	48	10mm
KLH10Z-Flat-D	63	45	28	16	48	10mm

Rubbers available to suit 8mm glass. Sold per set.

Glass Clamp - Grade 316 Stainless

Part No.	h	b	t	y	z	x=Glass
KLH10R-50.8-316 -D	63	45	28	16	48	10mm
KLH10R-42.4-316-D	63	45	28	16	48	10mm
KLH10F-Flat-316-D	63	45	28	16	48	10mm

Rubbers available to suit 8mm and 12mm glass. Sold per set.

Glass Clamp - Grade 304 Stainless

Part No.	h	b	t	y	z	x=Glass
KLH10R-50.8-D	63	45	28	16	48	10mm
KLH10R-42.4-D	63	45	28	16	48	10mm
KLH10F-Flat-D	63	45	28	16	48	10mm

Rubbers available to suit 8mm and 12mm glass. Sold per set.

TOP FIX AND SIDE FIX FLOOR CHANNEL FOR GLASS ALSO AVAILABLE, PLEASE ASK FOR DETAILS IF REQUIRED.

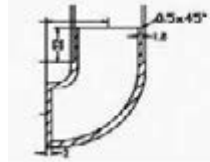
STAINLESS STEEL DAIRY TUBE & FITTINGS (SATIN FINISH)

(50.8mm o/d with 1.6mm wall)



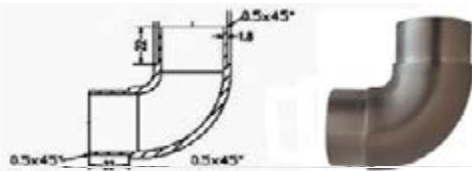
TUBE - 6 METRE LENGTHS - 50.8MM O/D X 1.6MM WALL
Code: DAIRY-304 DAIRY

GRADE 304 316



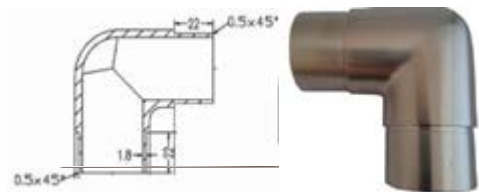
END SCROLL WITH 1 BLANK END
Code: SFR001D SFR001D-316

GRADE 304 316




FLUSH CURVED 90 DEGREE BEND
Code: SFR002D SFR002D-316

GRADE 304 316



FLUSH 90 DEGREE BEND
Code: SFR004D SFR004D-316

GRADE 304 316



FLUSH T SECTION
Code: SFR005D SFR005D-316

GRADE 304 316



FLUSH 3 WAY 90 DEGREE SECTION
Code: SFR006D SFR006D-316

GRADE 304 316



STRAIGHT TUBE CONNECTOR
Code: SFR008D

GRADE 304 316

48.3mm inside. 52mm outside
12mm sleeve



ARCHED BLANK END CAP
Code: SFR033D SFR033D-316

GRADE 304 316

48.3mm inside. 52mm outside
12mm sleeve



ARCHED END CAP WITH M8 THREAD FOR HANDRAIL SUPPORT
Code: SFR032D SFR032D-316

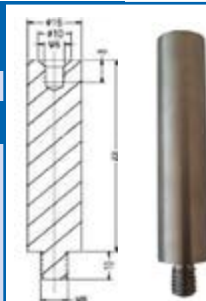
GRADE 304 316

FIXED HANDRAIL SUPPORT
Code: HH-1002-H-M8

GRADE 304

Code: HH-1002-H-M8-316

GRADE 316
68MM HIGH X 16MM ROUND WITH M8 THREAD
& M6 C/SUNK THREAD



ADJUSTABLE HANDRAIL SUPPORT
Code: GLS-1002-M8

GRADE 304

Code: GLS-1002-M8-316

GRADE 316
68MM HIGH X 16MM ROUND WITH M8
THREAD & M6 C/SUNK THREAD

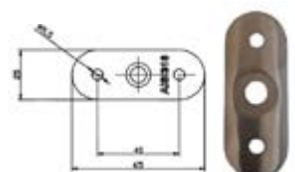


SADDLE
Code: HH-1001-H-DAIRY

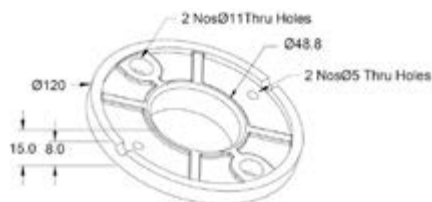
GRADE 304

Code: HH-1001-H-DAIRY316

GRADE 316
Saddles also available to suit flat
and 42mm tubing



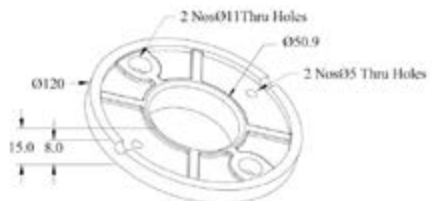
STAINLESS BASE PLATES



Code: RON207-48.3

Size (mm): 120mm O/D. To suit 48.3mm tube. 2 x 11mm holes

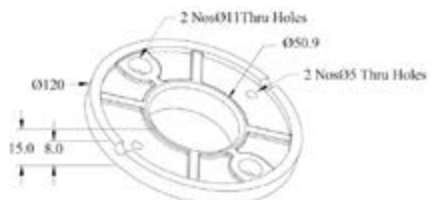
Grade 304



Code: RON207-50.8

Size (mm): 120mm O/D. To suit 50.8mm tube. 2 x 11mm holes

Grade 304



Code: RON207-50.8-316

Size (mm): 120mm O/D. To suit 50.8mm tube. 2 x 11mm holes

Grade 316



Code: RON42

Size (mm):

42mm O/D x 4mm thick

Blank disc

Grade 316



Code: RON50

Size (mm):

50mm O/D x 4mm thick

Blank disc

Grade 316



Code: RON58

Size (mm): 58mm O/D x 5mm

8.2mm Centre-hole + Fixing holes

Grade 304



Also available in Grade 316

Code: RON100

Size (mm):

100mm O/D x 6mm

3 x 11mm Holes

Grade 304

Code: RON120

Size (mm):

120mm O/D x 6mm

3 x 13mm Holes

Grade 304

WELDABLE S/S BENDS



Code: ROB-42

Hollow bend to suit 42.4mm O/D.
Grade 304.

Code: ROB-50.8

Hollow bend to suit 50.8mm O/D.
Grade 304

Code: ROB-50.8-316

Hollow bend to suit 50.8mm O/D.
Grade 316

S/S COVER FLANGES



Code: ROS-1001K-42.5

105mm O/D x 22H to suit 42.4mm O/D. To suit over 100 o/d plate
Grade: 304

Code: ROS-1001K-42.5-316

105mm O/D x 22H to suit 42.4mm O/D. To suit over 100 o/d plate
Grade: 316

Code: ROS-1001K-304

105mm O/D x 22H to suit 50.8mm O/D. To suit over 100 o/d plate
Grade: 304

Code: ROS-1001K-50.8-316

105mm O/D x 22H to suit 50.8mm O/D. To suit over 100 o/d plate
Grade: 316

Code: ROS-1002K-42.5

125mm O/D x 22H to suit 42.4mm O/D. To suit over 120 o/d plate
Grade: 304

Code: ROS-1002-48.5

125mm O/D x 22H to suit 48.5mm O/D. To suit over 120 o/d plate
Grade: 304

Code: ROS-1002-48.5-316

125mm O/D x 22H to suit 48.5mm O/D. To suit over 120 o/d plate
Grade: 316

Code: ROS-1002K-304

125mm O/D x 22H to suit 50.8mm O/D. To suit over 120 o/d plate
Grade: 304

Code: ROS-1002K-316

125mm O/D x 22H to suit 50.8mm O/D. To suit over 120 o/d plate
Grade: 316



Code: WALLPLATE42.4MM

Size (mm): 85mm O/D 3 x 6.5mm Holes

Grade 316

Code: WALLPLATE50.8MM

Size (mm): 90mm O/D 3 x 6.5mm Holes

Available in Grade 316 & 304



Stainless Steel 5mm Wire Rope Grade 316

Available in 100 mtr rolls or per metre.
Fittings also available.

Code : WR-35

Grade 316 Tensioner for
Straight Through 5mm
Wire - 60mm long



STAINLESS STEEL PANEL RETAINERS AND HANDRAIL BRACKETS



Code	Diameter Head	Grade	Suit Tube	Overall Length
GLH-1010-30 A	30mm	304	42.4mm	240mm long
GLH-1010-30 C	30mm	304	50.8mm	240mm long
GLH-1010-50 E	50mm	304	42.4mm	260mm long
GLH-1010-50 G	50mm	304	50.8mm	260mm long
GLH-1011-30 I	30mm	304	42.4mm	135mm long
GLH-1011-30 K	30mm	304	50.8mm	140mm long
GLH-1011-30 L	30mm	316	50.8mm	140mm long
GLH-1011-50 M	50mm	304	42.4mm	155mm long
GLH-1011-50 N	50mm	316	42.4mm	155mm long
GLH-1011-50 O	50mm	304	50.8mm	160mm long
GLH-1011-50 P	50mm	316	50.8mm	160mm long



Code: HH-1015

Supplied without saddle
(Grade 304 & 316)

Code: HH-1015K

ADJUSTABLE
Supplied without saddle
(Grade 304 & 316)

GLASS/HANDRAIL BRACKET

HH-1015

Grade 304 to suit 8 to 20mm glass

HH-1015-316

Grade 316 to suit 8 to 20mm glass

HH-1015K

Grade 304 to suit 8 to 20mm glass

HH-1015K-316

Grade 316 to suit 8 to 20mm glass



Code: HH-1003-12

Size (mm):

58mm plate with 12mm stem
3 x 6.5mm Holes

Grade 304 & Grade 316

Code: HH-1003-14

Size (mm):

68mm plate with 14mm stem
3 x 6.5mm Holes

Grade 304 & Grade 316

Code: HH-1001-H

Saddles to suit

Flat

42.4mm & 50.8mm



Code: GLH1011

Glass panel thickness
8 to 22mm



Code: GLH-1013-K30

x = 30mm. M10.
Glass panel thickness
6 to 16mm
Grade 316



Code: GLH-1013-K50

x = 50mm. M10.
Glass panel thickness
12 to 19mm
Grade 316



Code: GLH-1013-K50-304

x = 50mm. M10.
Glass panel thickness
12 to 19mm
Grade 304



Code: GLH-1014SB

x = 30mm. M8.
Glass panel thickness
6 to 16mm. Grade 316



Code: GLH-1014-50SB

x = 50mm. M10.
Glass panel thickness
8 to 21mm. Grade 304



Code: GLH-1014-50-316SB

x = 50mm. M10.
Glass panel thickness
8 to 21mm. Grade 316



Code: GLH-1012K

Grade 316 for 42.4mm
6 to 16mm glass



Code: GLH-1012K-50.8

Grade 316 for 50.8mm
8 to 18mm glass

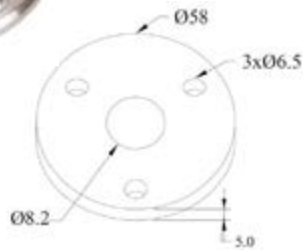


Code: RON58-A

Size (mm):

58mm O/D
With 8mm centre hole
Countersunk at back
(Ideal for handrail brackets)

Grade 316



Code: RON70-A

Size (mm):

68mm O/D
With 8mm centre hole
Countersunk at back
(Ideal for handrail brackets)

Grade 316

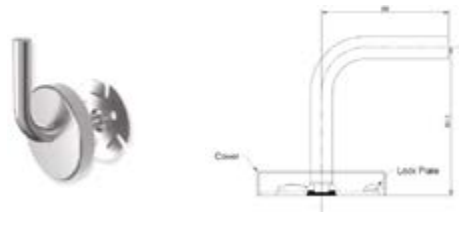


Code: HH-1003-A

Size (mm):

Adjustable Stem
For handrail brackets
14mm Round Bar

Grade 304 or 316

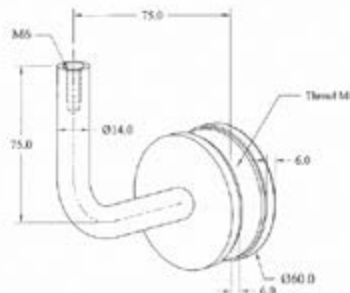


Code: HH-1003-B

Size (mm):

Handrail brackets
With cover flange.
12mm stem with 70mm O/D plate.
To weld only

Grade 304 or 316



Code: HH-1013

Size (mm):

To suit 12mm to 15mm glass
75mm C/L

Grade 316

Code: HH-1013-90

Size (mm):

To suit 12mm to 15mm glass
90mm C/L

Grade 316

TUBULAR PLAIN MILD STEEL BALUSTRADE COMPONENTS



Code: ROB-48

Mild Steel hollow bend
To suit 48.3mm tube

Weight(Kg): 0.35kg



Code: ROB-42-mild

Mild Steel hollow bend
to suit 42mm tube x
2.6mm wall

Weight(Kg): 0.20kg



Code: ROB48-45

45 Degree mild Steel
hollow bend to suit
48mm tube

Weight(Kg): 0.20kg



Code: ROB-42-mild-45

45 Degree mild Steel
Hollow bend to suit
42mm tube

Weight(Kg): 0.15kg



Code: Handrailball

Size (mm):
To suit 42mm tube 78mm
O/D X 68mm Long

Weight(Kg): 0.40kg



Code: Handrailball-48

Size (mm):
To suit 48mm tube 93mm
O/D X 75mm Long

Weight(Kg): 0.80kg



Code: MS1003-K

Size (mm):
70 o/d plate x 14mm round
stem - 90mm c/l - 3 x 5mm c/s
holes

Weight(Kg): 0.30kg



Code: MS1003-Y

Size (mm):
70 o/d plate x 14mm round
stem - 75mm c/l - 3 x 5mm c/s
holes

Weight(Kg): 0.30kg



Code: 29/53

Size (mm):
Steel - 75mm Disc
x 5mm 80mm C/L
12mm R bar (To weld only)

Weight(Kg): 0.3kg



Code: MS1001H

Size (mm):
Saddle - 63 x 25mm
with 2 (6.5mm) holes
@ 43mm c/c

Available to suit:
42mm tube,
48mm tube
and Flat

Weight(Kg): 0.01kg



Code: MS-1006

Size (mm):
48.3mm
Side Tube Connector

Weight(Kg): 0.60kg



Code: MS-1005

Size (mm):
48.3mm
90 Degree Bend

Weight(Kg): 1kg



Code: MS1060

Size (mm):
48.3mm
End Cap with M16

Weight(Kg): 0.40kg



Code: MS1002H

Size (mm):
16mm x 70H with M16
Thread and
countersunk M6 thread

Weight(Kg): 0.05kg



Code: MS-GLS1002

Size (mm):
Adjustable - 16mm x 70H
with M16 Thread and
countersunk M6 thread

Weight(Kg): 0.05kg



Code: CP76

Size (mm):
76 O/D x 13H
Centre Hole 15mm

Weight(Kg): 0.15kg



Code: MS-1001

Size (mm):
48.3mm
Straight Connector

Weight(Kg): 0.80kg



Code: MS1010

Size (mm):
48.3mm
End Cap

Weight(Kg): 0.01kg



Code: CP125-43

Size (mm):
125 O/D x 15H
Centre Hole 43mm

Weight(Kg): 0.20kg



Code: CP105-43

Size (mm):
105 O/D x 15H
Centre Hole 43mm

Weight(Kg): 0.15kg



Code: CP105-49

Size (mm):
105 O/D x 15H
Centre Hole 49mm

Weight(Kg): 0.15kg



Code: CP125-49

Size (mm):
125 O/D x 15H
Centre Hole 49mm

Weight(Kg): 0.20kg



Code: MS-DP120-3

Size (mm):
120 x 10H - 3 x 10mm
holes @ 90mm c/c


Weight(Kg): 0.50kg



Code: MS-DP100-2

Size (mm):
100 x 10H - 2 x 10mm
holes @ 90mm c/c

Weight(Kg): 0.40kg



Code: MS-PP-50

Size (mm):
50 x 5mm
Undrilled

Weight(Kg): 0.10kg



Code: MS-PP-75

Size (mm):
75 x 5mm
Undrilled

Weight(Kg): 0.18kg



Code: MS-PP-100

Size (mm):
100 x 5mm
Undrilled

Weight(Kg): 0.20kg



Code: MS-PP-125

Size (mm):
125 x 5mm
Undrilled

Weight(Kg): 0.25kg



Code: FP120-3

Size (mm):
120 O/D - 3 x 13mm
holes @ 90mm c/c. Centre
hole 49mm

Weight(Kg): 0.72kg



Code: FP100-2

Size (mm):
100 O/D - 2 x 13mm
holes @ 70mm c/c. Centre
hole 49mm

Weight(Kg): 0.35kg



Code: FP100-2-43

Size (mm):
100 O/D - 2 x 13mm
holes @ 70mm c/c. Centre
hole 43mm

Weight(Kg): 0.35kg

Cantilever Fitting Guidelines.

The cantilever gate system is a system to can carry a sliding gate without having wheels on track in the opening passage. For a cantilever to work effectively, the overall length of the gate needs to be at least 1.5 times the length of the opening. Always use plenty of guide rollers, ensure the gate is supported with rollers at the open position.

It consist of 2 trolleys – 1 guide – 1 final wheel – 1 stopper and other accessories to install a sliding gate as shown in our catalogue pictures.

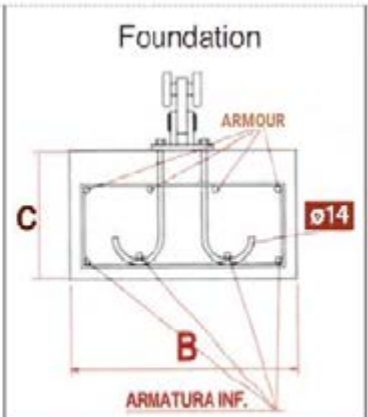
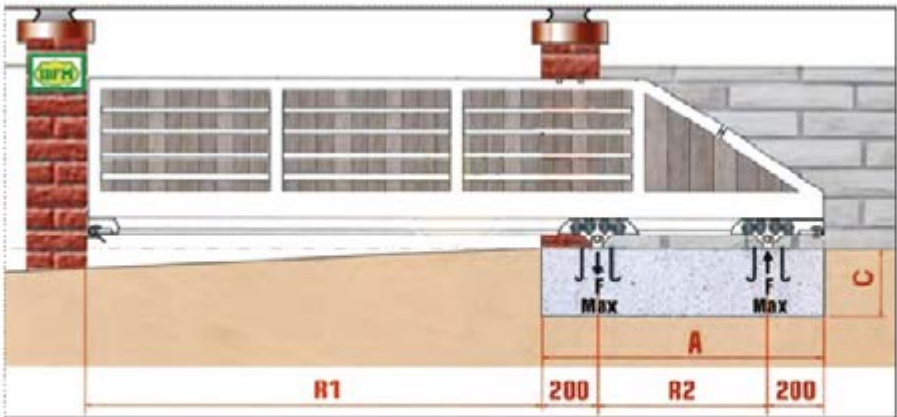
Important for the INSTALLATION:

- The foundations set in reinforced concrete must have the minimum sizes and weight listed in our catalogue for each model.
- The gate must not exceed the maximum weight and opening length specified for the model in use. The gate must be rigid and stiff by itself to avoid deformation, flexing or bending of the gate itself when moving. The bottom guide is supposed only to guide the gate, and has to be fixed properly to the gate. It's very important that the guide is welded in a proper way, straight and avoiding deformations due to the welding process. Special attention must be paid when joining 2 or more pieces of guide.
- The distance between two trolleys must be at least $1/3$ of the gate opening.
($R2 = 1/3 R1$ as shown in the diagrams).
- We suggest the use of upper nylon rollers to stabilize the gate through opening/closing.
- We strongly recommend that the gate must slide between 2 poles to ensure safety against any accident or accidental fall or breakage.
- All the sliding and rolling parts must be regularly inspected properly and regularly cleaned and lubricated to assure a smooth and consistent movement. If some part seems defected or damaged don't risk it, replace it.

The ball bearings, trolleys and track have been measured by a specialized test machine and company providing calculations to assure a high level of safety. These measurements must not be exceeded.

Art.	R1 Max (mtr)	R2	Gate Weight(kg)	Foundation Weight	Foundation AxBxC
2140	3.5	1/3 R1	250 Max	900 Kg	1.30 x 0.5 x 0.5 mtr
2160	4.0	1/3 R1	300 Max	900 Kg	1.30 x 0.5 x 0.5 mtr
2170/8	8	1/3 R1	600 Max	1400 Kg	3.50 x 0.6 x 0.6 mtr
2180/5	7	1/3 R1	600 Max	2000 Kg	1.20 x 0.8 x 1.0mtr (2 Pcs)
2180/8	12	1/3 R1	1000 Max	2000 Kg	1.20 x 0.8 x 1.0mtr (2 Pcs)
2190	15	1/3 R1	2000 Max	4500 Kg	1.95 x 0.9 x 1.30mtr (2 Pcs)

FITTINGS FOR CANTILEVER GATES-250kg



Art.	R1 MAX	R2	MAX GATE WEIGHT	FOUNDATION WEIGHT	FOUNDATION AxBxC
2140 KIT	mt. 3,5	1/3 R1	Kg. max 250	Kg. 900	1,30 x 0,5 x 0,5 mt.

2140

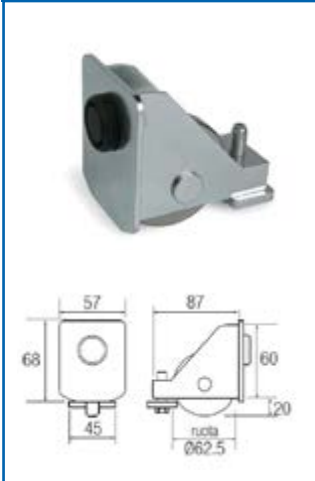


Always use 2 sets of nylon rollers




ACCESSORIES FOR 2140

Code: 2161



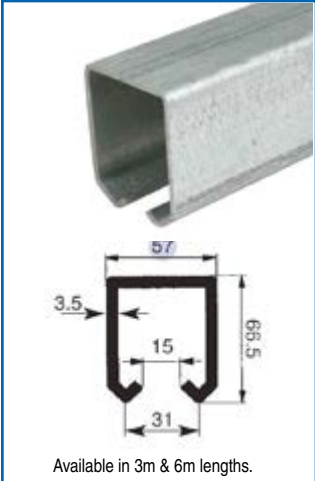
Code: 2162



Code: 2176

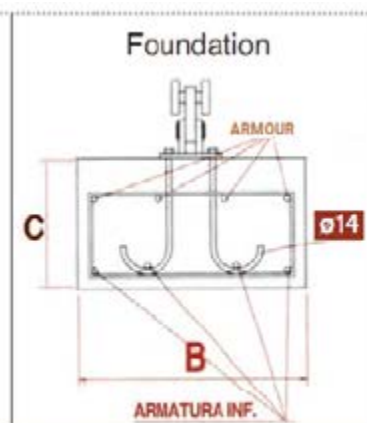
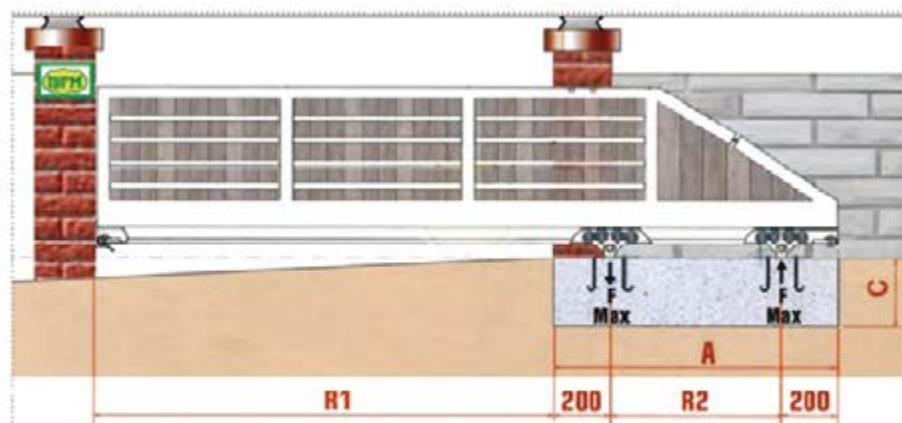


Code: 339G



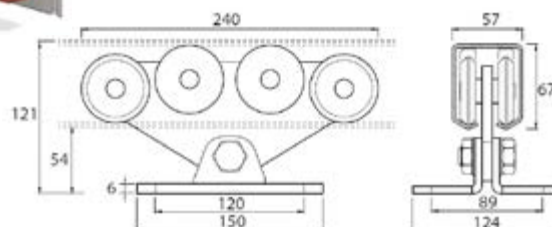
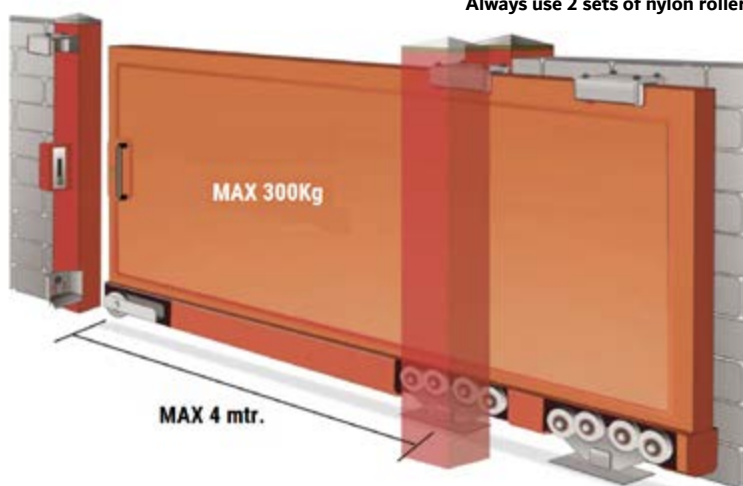
Available in 3m & 6m lengths.

FITTINGS FOR CANTILEVER GATES-300kg



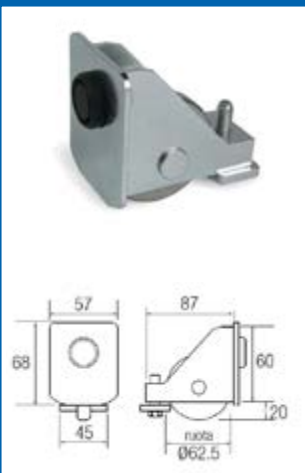
Art.	R1 MAX	R2	MAX GATE WEIGHT	FOUNDATION WEIGHT	FOUNDATION AxBxC
2160 KIT	4 mtr	1/3 R1	Kg Max 300	Kg. 900	1,30 x 0,5 x 0,5 mt.

Always use 2 sets of nylon rollers




ACCESSORIES FOR 2160.

Code: 2161



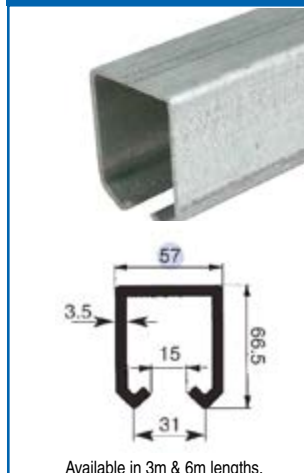
Code: 2162



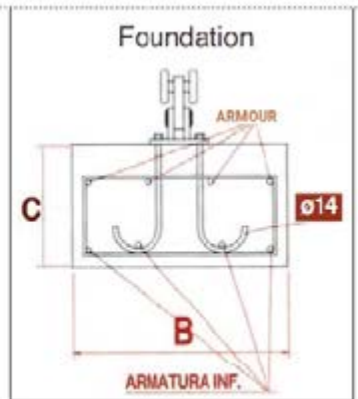
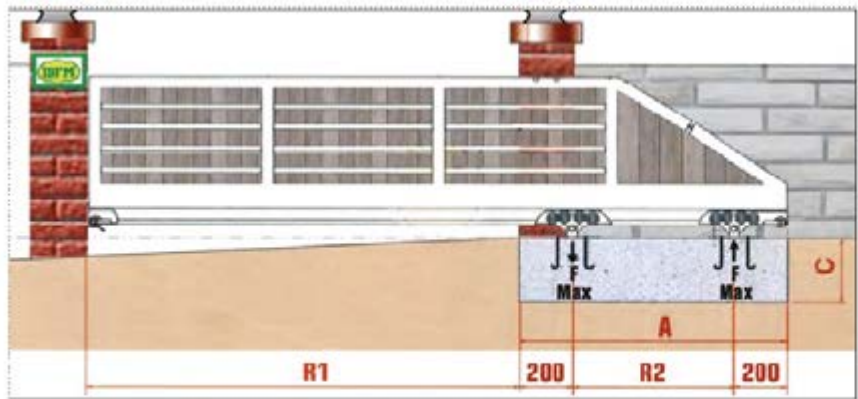
Code: 2176



Code: 339G



FITTINGS FOR CANTILEVER GATES-600kg

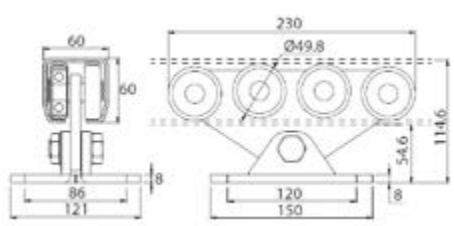


Art.	R1 MAX	R2	MAX GATE WEIGHT	FOUNDATION WEIGHT	FOUNDATION AxBxC
2170/8 KIT	8 mtr	1/3 R1	Kg Max 600	Kg. 1400	3,50 x 0,6 x 0,6 mt

2170/8



Always use 2 sets of nylon rollers



ACCESSORIES FOR 2170/8

Code: 2171

Code: 2162

Code: 2176

Code: 2175

Available in 3m & 6m lengths.

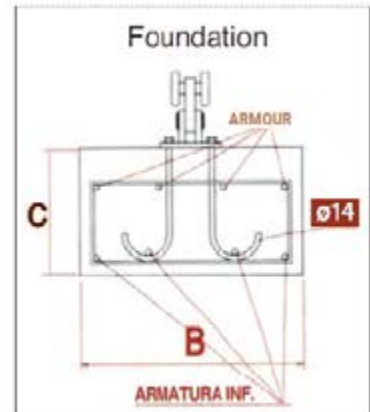
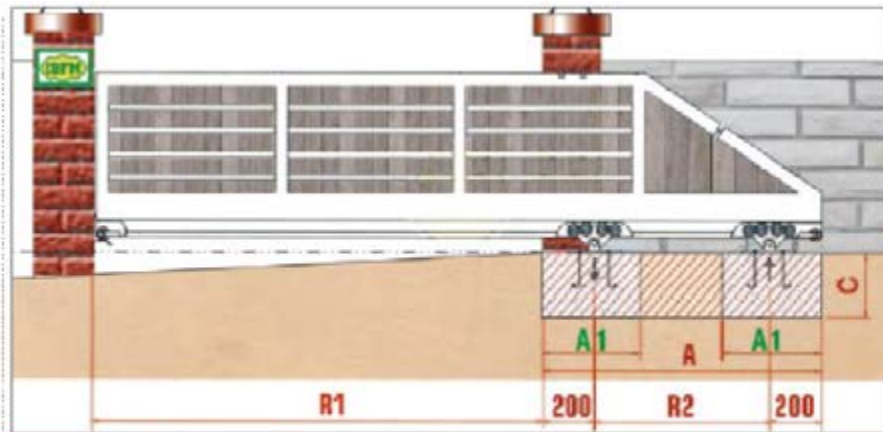
BASE PLATE & TIG BOLTS SUITABLE FOR 2170/8

Code: 2164

Code: 2165

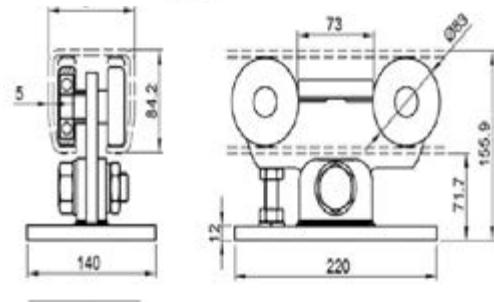
4 required per 2164 plate

FITTINGS FOR CANTILEVER GATES-600kg



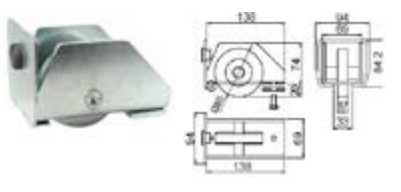
Art.	R1 MAX	R2	MAX GATE WEIGHT	FOUNDATION WEIGHT	FOUNDATION A1 x B x C
2180/5 KIT	7 mtr	1/3 R1	Kg Max 600	Kg 2000 (x 2 Pcs)	1,20 x 0,8 x 1.0 (x 2 Pcs)

2180/5

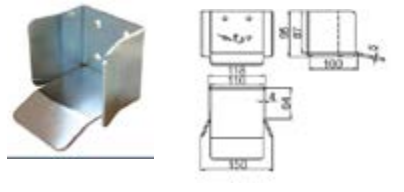


ACCESSORIES FOR 2180/5

Code: 2181



Code: 2182



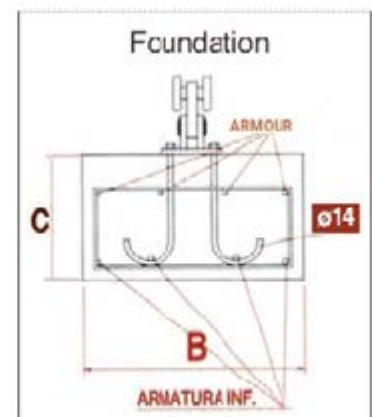
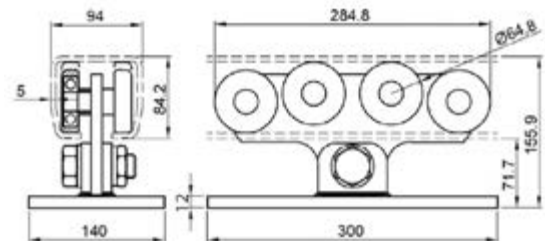
Code: 2186



Code: SET40IBFM

Adjustable S/S Anchor - 60x60x3mm

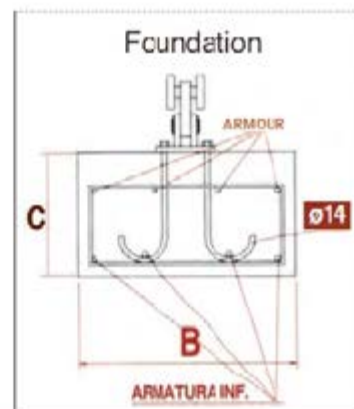
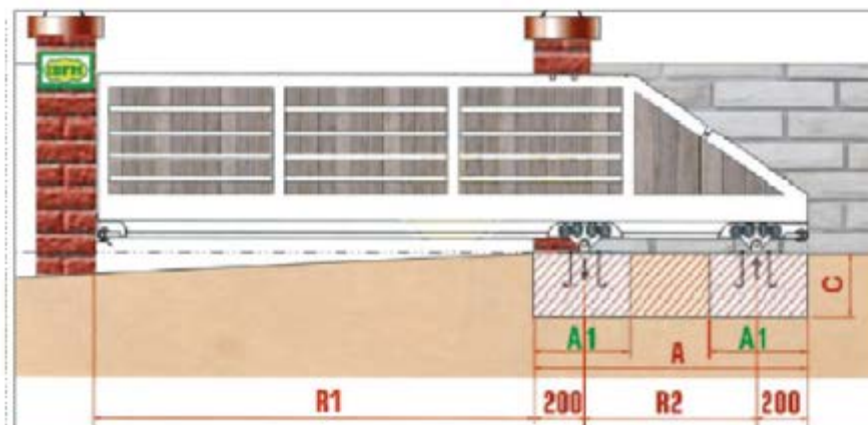


2180/8

Technical drawing of a metal bracket. The drawing includes a side view and a top view. Dimensions are provided in millimeters (mm). The side view shows a height of 130 mm and a width of 140 mm. The top view shows a length of 120 mm and a width of 100 mm. A 3D perspective view is also shown, illustrating the bracket's shape and mounting holes.

[illegible]

FITTINGS FOR CANTILEVER GATES- 2000kg

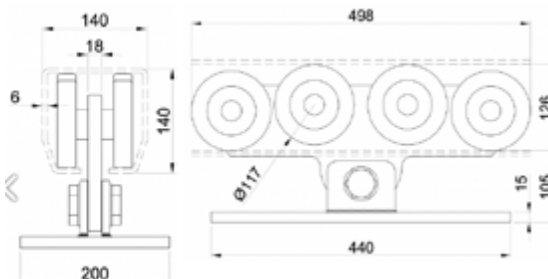


Art.	R1 MAX	R2	MAX GATE WEIGHT	FOUNDATION WEIGHT	FOUNDATION A1 x B x C
2190 KIT	15 mtr	1/3 R1	Kg Max 2000	Kg 4500 (x 2 Pcs)	1,95 x 0,9 x 1,30 (x 2 Pcs)

2190

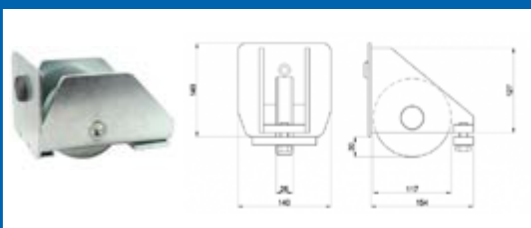


Always use 2 sets of nylon rollers




ACCESSORIES FOR 2190

Code: 2191




Code: 2192




Code: SET40IBFM

Adjustable S/S Anchor - 60x60x3mm



Code: 2195



Code: 497

Galvanised Gate Stopper with Spring



Code: 476G

Galvanised Gate Stopper

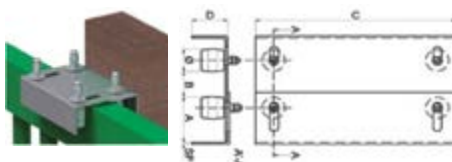
476G - Large 120mm H 476P - Small 80mm H



Code: 465M - 465G

465M - Regulating 4 wheel guide with galv plate - 220L x 3mm - Roller 42 o/d

465G - Regulating 4 wheel guide with galv plate - 350L x 4mm - Roller 42 o/d



Medium 465M

A = 44-76mm

O/D = 42mm

B = 20-55mm

C = 220mm

D = 55mm

SP = 3mm

Special 465G

A = 52-97mm

O/D = 42mm

B = 35-105mm

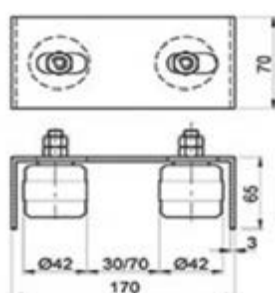

C = 350mm

D = 65mm

SP = 4mm

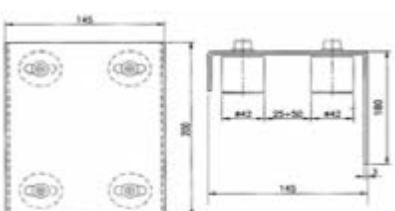
Code: 464

Regulating 2 wheel guide with galv plate - 170L x 3mm



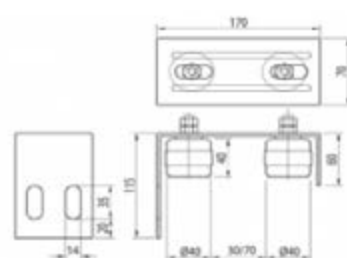
Code: 467L

Regulating 4 wheel guide with galv plate - To be screwed



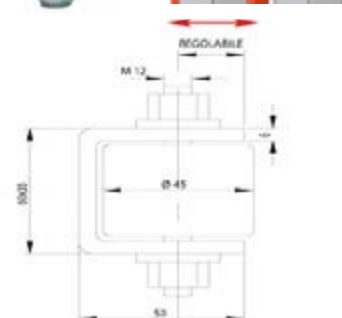
Code: 467/2L

Regulating 2 wheel guide with galv plate - To be screwed




Code: 469

Nylon Guide with Galv Side Support - Plate 60 x 35mm



Code: 469/LP

265mm Long Guide Roller With Bracket - 300mm Overall Length



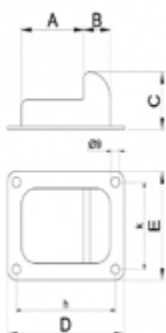
Code: 469/L

245mm Long Guide Roller No Bracket - 300mm Overall Length

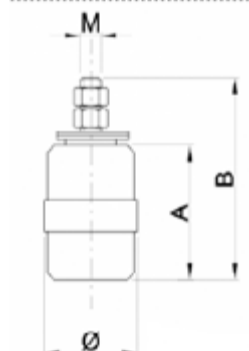


Code: 470

	470V	470VP
A	85	55
B	45	35
C	50	42
D	160	120
E	140	100
h	130	95
k	110	75

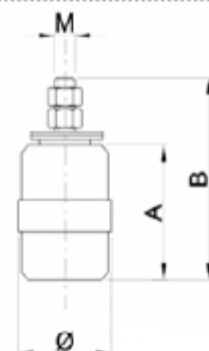


Code: Roller White



Code	A	B	M	Dia
RollerWhite	59	104	14	42
RollerWhite-Small	40	74	14	32

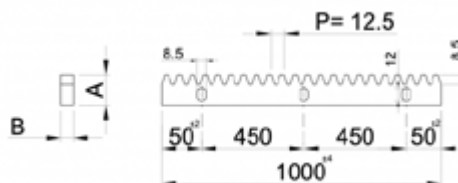
Code: Roller Black



Code	A	B	M	Dia
RollerBlack	59	104	14	42
RollerBlack-Small	40	74	14	32

Code: RACK

Galvanised Steel



- 30x12 includes holes, spacers & bolts

Code: SEG-4

BLACK ROLLER

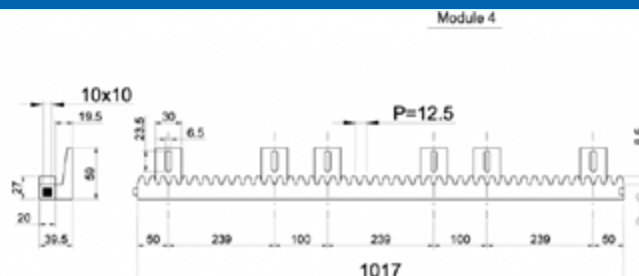
grande forge

Roller Industrie standard 1100
ø 40mm
ø 1 1/4"



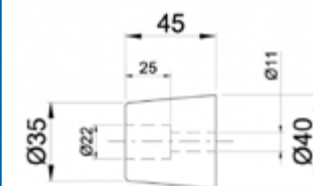
Code: 468

Nylon Rack

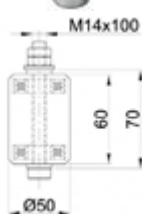


Code: 471/GM

Strong End Bumper

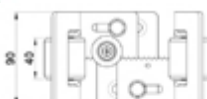


Roller Guide with Ball Bearing



Code : 460/C

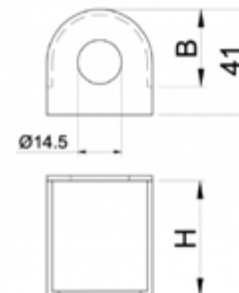
Code: 467/FN



Regulating staple with Nylon Rollers for Sliding Gates

Code: 459

Safety Cover for Nylon Rollers



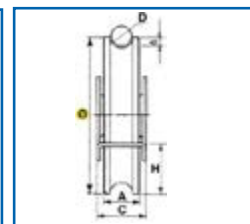
Code: 45903040 B=30 H=45

Code: 45904060 B=40 H=65

FITTINGS FOR SLIDING GATES (Galvanised)

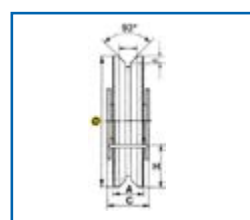
Wheels for Sliding Gate To Suit 20mm Round Track

Code:	Wheel80U	Wheel100U	Wheel120U	Wheel140UB
Diam mm	80	100	120	140
A mm	25	25	28	28
C mm	34	34	39	39
H mm	25	35	39	49
D mm	20	20	20	20
Capacity for 2 Wheels	400 Kg	500 Kg	700 Kg	800 Kg
Ball Bearings	2	2	2	2



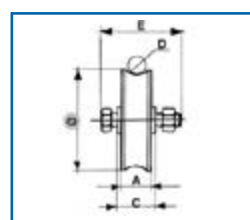
Wheels for Sliding Gate To Suit ANGLE IRON Track

Code:	Wheel80V	Wheel100V	Wheel120V	Wheel140VB
Diam mm	80	100	120	140
A mm	25	25	28	28
C mm	34	34	39	39
H mm	25	35	39	49
Capacity for 2 Wheels	400Kg	500Kg	700Kg	800 Kg
Ball Bearings	2	2	2	2



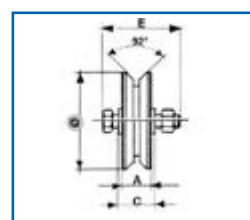
Wheels for Sliding Gate To Suit 20mm Round Track – No Bracket

Code:	363080	363100	363120	363140	363160	363180	363200
Diam mm	80	100	120	140	160	180	200
A mm	30	30	30	32	32	32	32
C mm	44	44	44	44	44	44	44
E mm	14 x 70	14 x 70	14 x 70	16 x 70	16 x 70	16 x 70	16 x 70
D mm	20	20	20	20	20	20	20
Capacity for 2 Wheels	500Kg	700Kg	900Kg	1000Kg	1200Kg	1300Kg	1300Kg
Ball Bearings	2	2	2	2	2	2	2



Wheels for Sliding Gate To Suit Angle Iron – No Bracket

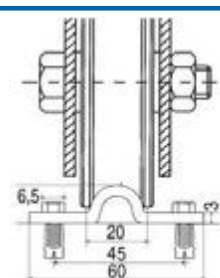
Code:	362080	362100	362120	362140	362160	362180	362200
Diam mm	80	100	120	140	160	180	200
A mm	30	30	30	32	32	32	32
C mm	44	44	44	44	44	44	44
E mm	14 x 70	14 x 70	14 x 70	16 x 70	16 x 70	16 x 70	16 x 70
Capacity for 2 Wheels	500Kg	700Kg	900Kg	1000Kg	1200Kg	1300Kg	1300Kg
Ball Bearings	2	2	2	2	2	2	2



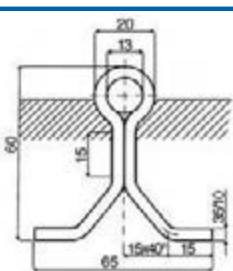
Galvanised Track for Sliding Gates

Code:	369	365	365/S	365/A
Width mm	60mm	65mm	60mm	13mm o/d
To Suit mm	20 o/d	20 o/d	20 o/d	365 & 365/S
Height mm	16	60	52	
Length mm	3 metres	3 metres	3 metres	100mm


Code: 369




Code: 365



Code: 365/S



Code: 365/A

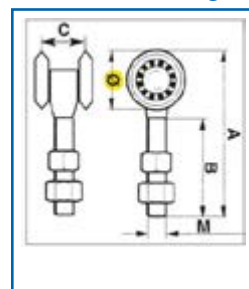


Ø13

Joiner Pin for 365

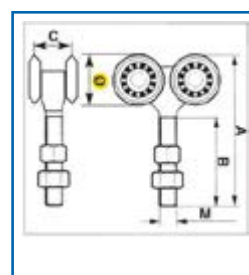
FITTINGS FOR SLIDING DOORS Fixed Trolley with 2 Ball Bearings

	Large	Sealed Wheel	Medium	Sealed Wheel	Small
Code:	330054	330054ST	330044	330044R	330024
Wheel o/d	54	54	42	42	24
A in mm	152	150	115	182	63
B in mm	85	85	60	127	35
C in mm	31	31	23	23	20
M in mm	20	20	12	12	8
Capacity per pair	350Kg	350Kg	250 Kg	250 Kg	40 Kg
N.B. Capacity is intended for a pair of trolleys with a distance between supports of 700mm.					



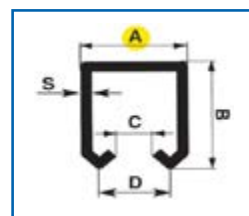
Fixed Trolley with 4 Ball Bearings

	Large	Sealed Wheel	Medium	Sealed Wheel	Small
Code:	331054	331054ST	331044	331044R	331024
Wheel o/d	54	54	42	42	24
A in mm	158	150	115	182	62
B in mm	85	85	60	127	35
C in mm	31	31	23	23	20
M in mm	20	20	12	12	8
Capacity per pair	750 Kg	750kg	400 Kg	400 Kg	60 Kg
N.B. Capacity is intended for a pair of trolleys with a distance between supports of 700mm.					



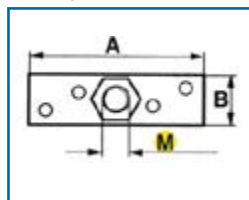
Track for Fixed Trolleys

	Large	Medium	Small
Code:	339G	339M	339P
A in mm	57	42	34
B in mm	66	54	33
C in mm	15	10	10
D in mm	31	21	20
S in mm	3	2.5	2
Available in 6 Metre & 3 Metre Lengths			

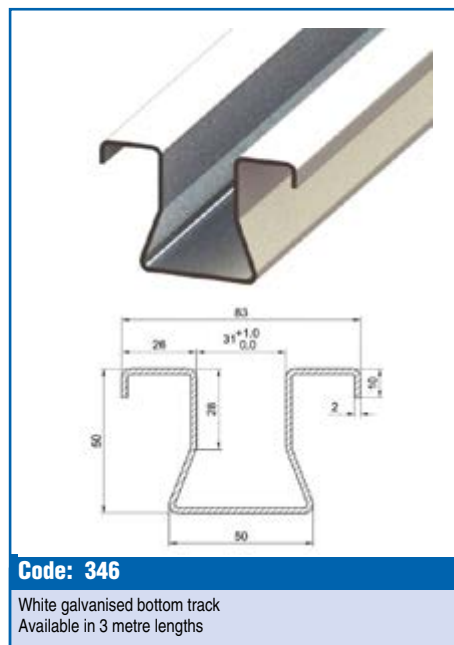


Rotating Plate for Fixed Trolleys

	Large	Medium
Code:	336020	336012
A in mm	150	150
B in mm	40	25
Thread in mm	20	12

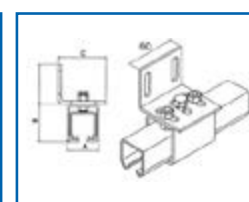


Bottom Track for Sliding Doors



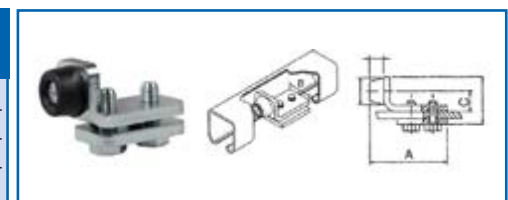
Wall Support for Fixing Track (339)

	Large	Medium	Small
Code:	329G	329M	329P
A in mm	66	52	41
B in mm	86	71	48
C in mm	80	70	60



Stopper for Trolleys on Track

	Large	Small/Med
Code:	342G	342P
A in mm	72	55
B in mm	46	25
C in mm	25	14
To suit track	339G	339P+M



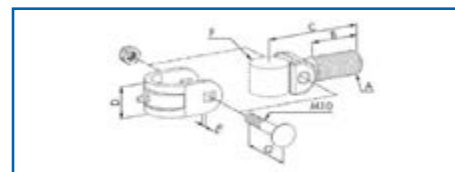
Joiners for Track

	Large	Medium	Small
Code:	354G	354M	354P
A in mm	66	52	41
B in mm	86	71	48



Hot-Dip Galvanised Hinge with grease nipple

Code:	A	B	C	D	E	F	G
K07/30L	M20	40	81	29	6	Ø30	55
K07/35L	M24	45	89	34	6	Ø35	60
K07/40L	M27	60	106	39	6	Ø40	65



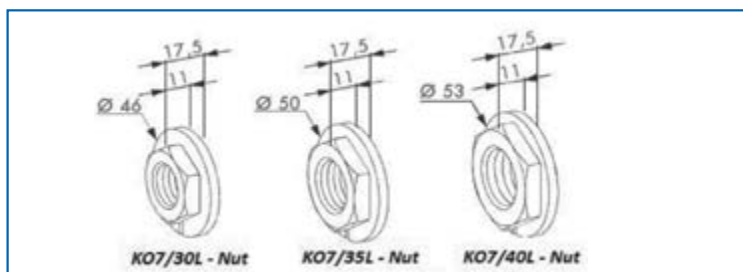
Zinc Plated Nut

Code:

K07/30L - NUT

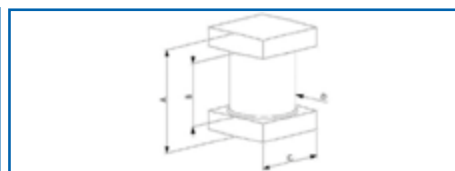
K07/35L - NUT

K07/40L - NUT



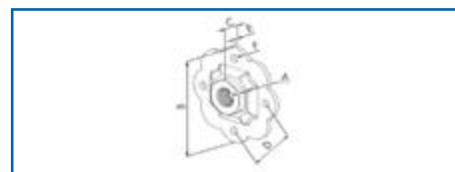
Plain Black Steel Lug

Code:	A	B	C	D
K08/30L	52	32	35	Ø30
K08/35L	57	37	40	Ø35
K08/40L	62	42	50	Ø40



Hot-Dip Galvanised Plate

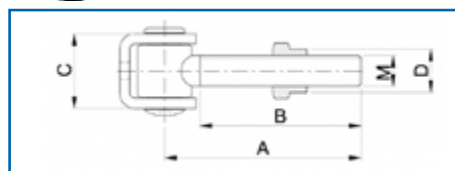
Code:	A	B	C	D	E	F
K07/24L	M24	130	20	70	5	Ø11
K07/28L	M27	130	20	70	5	Ø11



Regulating Hinge for Gate-Galvanised

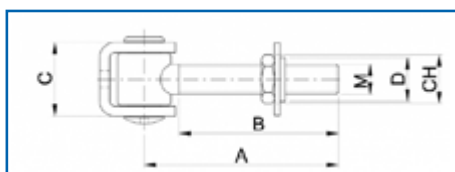


Code:	M	A	B	C	D	Capacity x2
425018V	M18	76	56	38	25	80kg
425020V	M20	76	56	38	25	100kg
425024V	M24	86	60	50	29	150kg



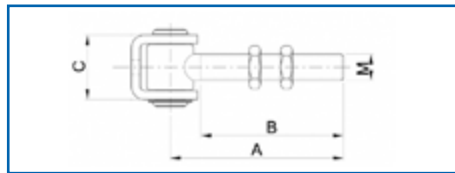
Regulating Hinge for Gate-Galvanised with Nut

Code:	M	A	B	C	D	CH	Capacity x2
425018VR	M18	76	56	38	28	32	80kg
425020VR	M20	76	56	38	30	32	100kg
425024VR	M24	86	60	50	35	37	150kg



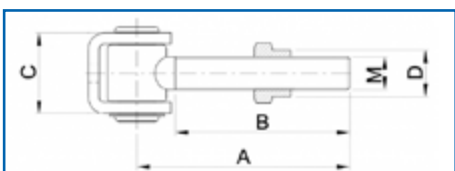
Regulating Hinge Long Type

Code:	M	A	B	C	Capacity x2
425020L	M20	165	140	41	100kg
425024L	M24	166	140	47	150kg



Regulating Hinge for Gate-Stainless Steel

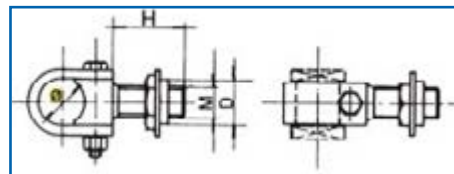
Code:	M	A	B	C	D	Capacity x2
925020	M20	62	40	42	27	100kg
925024	M24	75	52	44	30	150kg



REGULATING HINGES & ACCESSORIES

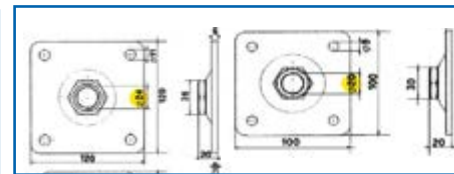
Galvanised Hinge

Code:	K07/30	K07/35	K07/40
Diam Hole	30	35	40
H	48	55	70
M	20	24	30
D	48	55	70
Weight Capacity for 2 hinges	100kg	150kg	200kg
To Suit	K07/20 & K08/30	K07/24 & K08/35	K07/28R & K08/40



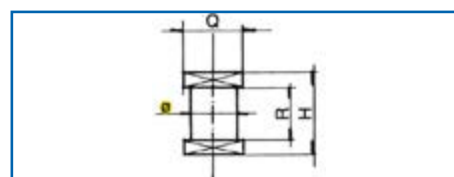
Galvanised Plate

Code:	K07/20	K07/24	K07/28R
Diam Hole	20	24	30
Square	100	120	140
To Suit	K07/30 & K08/30	K07/35 & K08/35	K07/40 & K08/40



Plain Steel Lug

Code:	K08/30	K08/35	K08/40
Diam Hole	30	35	40
H	52	57	62
R	32	37	42
Q	35	40	50
To Suit	K07/30 & K07/20	K07/35 & K07/24	K07/40 & K07/28R


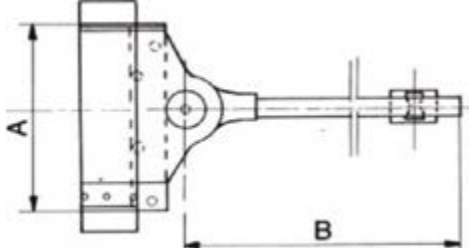



U Section for Welding

Code:	K07/25U	K07/30U	K07/35U	K07/40U
Size (mm)	25 x 6 flat	30 x 6 flat	35 x 6 flat	40 x 6 flat
To Suit	25mm round	30mm round	35mm round	40mm round

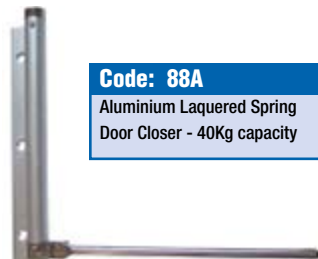


GATE CLOSERS

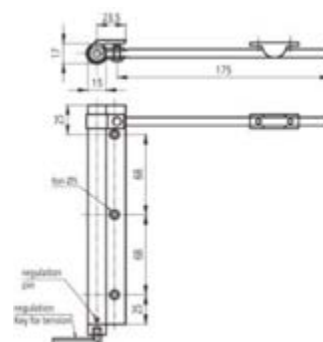
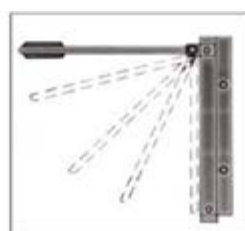
Available in Stainless Steel also
Code:5262502-IBFM-S/S

Code:	091002	091003	091004	5262502-IBFM
	Galv Spring Door Closer with articulated arm- 40Kg Cap A 100mm, B 235mm	Galv Spring Door Closer with articulated arm- 60Kg Cap A 120mm, B 235mm	Galv Spring Door Closer with articulated arm- 80Kg Cap A 150mm, B 300mm	Yellow Galv Spring Door Closer x 280mm L- 60Kg Cap




Code: 88A

Aluminium Laquered Spring Door Closer - 40Kg capacity



ADJUSTABLE HINGES


(Electric Galvanised)



Code: K09/27

Size (mm):
12mm x 150mm
Long Thread

Weight (kg): 0.2kg



Code: K09/27A

Size (mm):
16 x 150mm
Long Thread


Weight(Kg): 0.35kg



Code:K09/27B

Size (mm):
20mm x 150mm
Long Thread

Weight(kg): 0.63kg



Code: K09/27C

Size (mm):
25mm x 200mm
Long Thread

Weight(Kg): 1.13kg



Code: K09/28

Size (mm):
12w x 31H Pin
25w x 45L x 10H

Weight(Kg): 0.11kg



Code: K09/28A

Size (mm):
16mm x 57H Pin
40W x 60L x 14H

Weight(Kg): 0.20kg



Code: K09/28B

Size (mm):
20mm x 61H Pin
47W x 62L x 17H

Weight(Kg): 0.47kg



Code: K09/28C

Size (mm):
25mm x 61H Pin
50W x 69L x 20H

Weight(Kg): 0.75kg

LUGS

(Plain Steel)



Code: K09/29

Size (mm):
12mm
25W x 45L x 10H

Weight(Kg): 0.08kg



Code: K09/29A

Size (mm):
16mm
40W x 60L x 14H

Weight(Kg): 0.27kg



Code: K09/29B

Size (mm):
20mm
47W x 62L x 17H

Weight(Kg): 0.30kg



Code: K09/29C

Size (mm):
25mm
50W x 69L x 20H

Weight(Kg): 0.45kg

UNIVERSAL HINGES

(with Brass Washer)



Code	Size(mm)	Capacity	Weight (kg)
Hinge60mm	60mm Long	20Kg per pair	0.05kg
Hinge80mm	80mm Long	40Kg per pair	0.09kg
Hinge100mm	100mm Long	50Kg per pair	0.17kg
Hinge120mm	120mm Long	60Kg per pair	0.20kg
Hinge140mm	140mm Long	60Kg per pair	0.38kg
Hinge160mm	160mm Long	80Kg per pair	0.43kg
Hinge180mm	180mm Long	100Kg per pair	0.64Kg
Hinge200mm	200mm Long	100Kg per pair	0.64Kg

FLAG HINGES

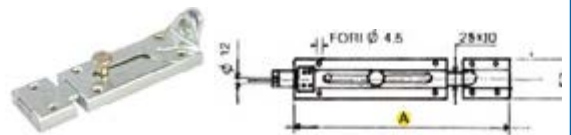
(with Brass Washer)



Code	Size(mm)	Weight(kg)
HingeFlag60mm	60mm	0.18kg
HingeFlag80mm	80mm	0.26kg
HingeFlag100mm	100mm	0.34kg

PINS

PADBOLTS



Code: BOLT

Size (mm): Light Padbolt. A = 200mm, B = 152mm, C = 40mm

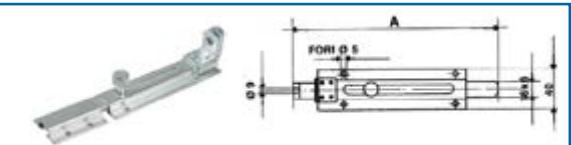
Weight(Kg): 0.20kg



Code: BOLT1

Size (mm): Heavy Padbolt. A = 200mm

Weight(Kg): 0.25kg



Code: BOLT2

Size (mm): Cross bolt for padlock. With staple. A = 150mm Long

Weight(Kg): 0.27kg



Code: 127250

Size (mm): 12mm R x 250mm L
Yellow Galvanised

Weight(Kg): 0.50kg

Code: 127400

Size (mm): 14mm R x 400mm L
Yellow Galvanised

Weight(Kg): 0.78kg

Stainless Steel Universal Hinge (GR304)



Code: HINGESTAINLESS100

A : 100mm, O/D 14mm, B : 16mm, D : 8mm
Max Weight 50Kg x 2

Code: HINGESTAINLESS140

A : 140mm, O/D 16mm, B : 18mm, D : 9mm
Max Weight 60Kg x 2

LOCINOX GATE CLOSERS

Code: PANTHER

Hydraulic 120 Degree Gate Closer and Bearing Hinge

150KG Capacity (1.5m wide max)

Ideal for Post & Wall situations

Self-closing with adjustable speed and final snap



Code: LION

COMPACT AND POLYVALENT GATE CLOSER, FITS EVERY GATE SITUATION

75Kg Capacity (1100mm wide max)

90 & 180° opening

For left and right opening gates

Integrates pre-tension for extremely smooth installation



Code: RHINO

AESTHETICAL 180° GATE CLOSER WITH DIRECT CONNECTION TO THE HINGE

150KG Capacity (1.5m wide max)

Force, speed and final snap are easily adjustable after installation




Technical drawing of a mechanical assembly, likely a lamp or light fixture, showing two views (front and side) with dimensions. The front view shows a vertical cylindrical component with a diameter of 110 mm and a height of 180 mm. The side view shows a horizontal cylindrical component with a diameter of 110 mm and a height of 180 mm. The drawing includes various dimension lines and labels such as 110, 180, 18, 30, 52, 100, 120, 130, 140, 150, 160, 170, 180, 190, 200, 210, 220, 230, 240, 250, 260, 270, 280, 290, 300, 310, 320, 330, 340, 350, 360, 370, 380, 390, 400, 410, 420, 430, 440, 450, 460, 470, 480, 490, 500, 510, 520, 530, 540, 550, 560, 570, 580, 590, 600, 610, 620, 630, 640, 650, 660, 670, 680, 690, 700, 710, 720, 730, 740, 750, 760, 770, 780, 790, 800, 810, 820, 830, 840, 850, 860, 870, 880, 890, 900, 910, 920, 930, 940, 950, 960, 970, 980, 990, 1000.

[illegible]

TO ORDER: 021 432 2848 | info@talitech.com | www.talitech.com

SPRING HINGE (for Garden Gates)



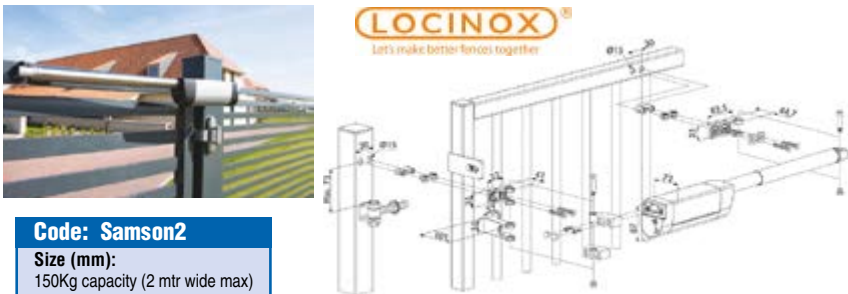
Sold in pairs, one for top and one for the bottom. Reversible left/right swinging. Adjustment of tension with hex key. Maximum size and weight of gate, 1300mm x 75Kg.

Code: SWING40

Size (mm):
To suit 40mm square x 130mm Long Bolt

Weight(Kg): 1kg

SAMSON (Adjustable Gate Closer)



- Opening angle up to 150° depending on the situation
- Adjustable closing speed & closing pressure
- New: Continuously adjustable final snap for a perfect closing
- Specially developed for outdoor use: industrial quality
- Closing speed unaffected by temperature changes
- Fast and easy fixing: Quick-Fix
- For left & right turning gates
- For gates up to 150 kg (max 2 m wide)
- Tested at 500.000 movements
- Tested from -30 °C up to +70°C

Code: Samson2

Size (mm):
150Kg capacity (2 mtr wide max)
Opening up to 150 Degrees.


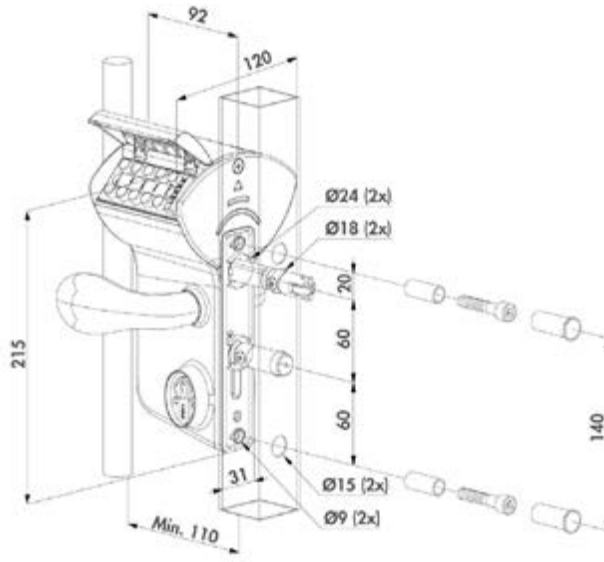
Weight(Kg): 2kg

MECHANICAL CODE LOCKS

Mechanical code lock with aluminium housing and stainless steel mechanism. Requires no batteries or electricity, which makes it very easy to equip any gate with access control. The 20mm continuous adjustability of the bolts allows a perfect alignment of your locking mechanism.

A solid stainless steel deadbolt with a 23mm throw, guarantees a secure locking.

ISO 9227 KTL / E-coated lockbox withstands 1000 hours of salt spray test. Are universal to being fitted Left Hand or Right Hand. Available with a double keypad or single keypad. Can be ordered in various colours and profile suitability.

<p>Code: LMKQ40V2</p> <p>Keypad on both sides To suit 40 to 60mm Box Section Colour: Silver or Black</p> <p>Weight(Kg): 1kg</p>	<p>Code: LFKQX1</p> <p>Keypad on 1 side only – Free Exit To suit 40 to 60mm Box Section Colour: Silver or Black</p> <p>Weight(Kg): 1kg</p>
---	--



Code: TYPE-3DW-350-HDG
Code: TYPE - 3DW-450-HDG

- 180° hinge for wooden gates
- Reversible for left/right swinging gates
- Vandal-proof
- Hinge socket, axle and socket cover plate in stainless steel
- Hot dipped galvanised arm



GATE STOP

- Aluminium gatestop.
- The rubber stop prevents the gate from being damaged.
- Height adjustability from 100 mm till 140 mm.
- Can also be used as a wall stop. Including anchor bolt.



B-Safe

- Cable length 220 mm long, 4mm thick with 1 mm thick protective transparent sleeve
- Firmly fixed thanks to patented Quick-Fix system
- In accordance with EN 12604
- For gates up to 500 kg



Code: LAKX40

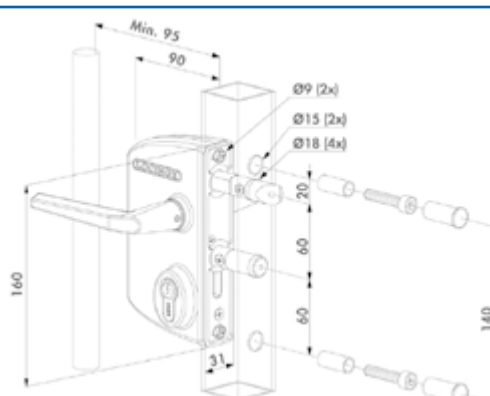
Size (mm):

To suit 30mm/40mm/50mm Box section Includes Black handles & Lock

Code: LCKX40

To suit 40/50/60mm bar

Weight(Kg): 1kg



LCPX10 - To suit 10mm-30mm flat bar



Code: LAKX30

Size (mm):

To suit 30mm/40mm/50mm Box section

Includes Aluminium handles & Lock

Code: LCX60

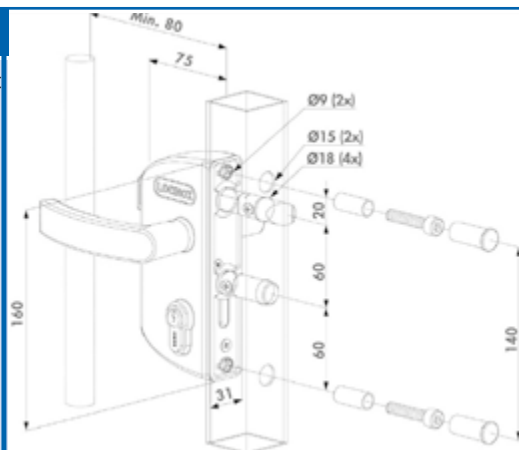
To suit 60/70/80mm bar

Weight(Kg): 1kg



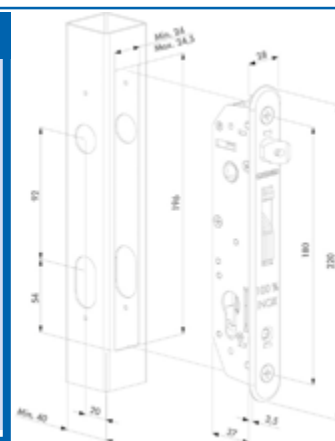
Code: LAKZ-P1

- Easy left or right changing of the self-latching daybolt
- 23 mm throw of the dead bolt, in 1 turn of the key
- 4-hole fixing with two hexagon socket head screws
- Polyamide lock box and handles
- 60 mm center distance of the bolts
- For 40 mm gate profiles only
- Interchangeable with all Locinox locks
- No key operation of the daybolt



Code: Fortylock

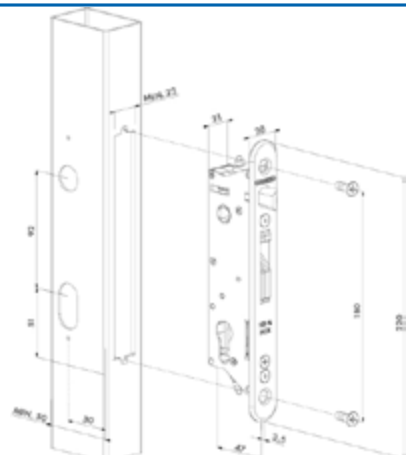
- Lock mechanism with cover plate against dirt penetration
- Patented "Click-It" system makes thread tapping unnecessary
- Continuous adjustment of the daybolt up to 10 mm without dismounting the lock box
- Key-operated self-latching bolt
- Mechanism, hook, frontplate, latchbolt: stainless steel
- Easy left or right changing of the self-latching daybolt
- Throw of the hook: 21 mm
- Center-distance cylinder <=> handles = 92 mm
- Optional: cover shield for handle & cylinder holes in aluminium, polyamide or stainless steel
- Handles to be ordered separately
- Compatible with all Europrofile cylinders





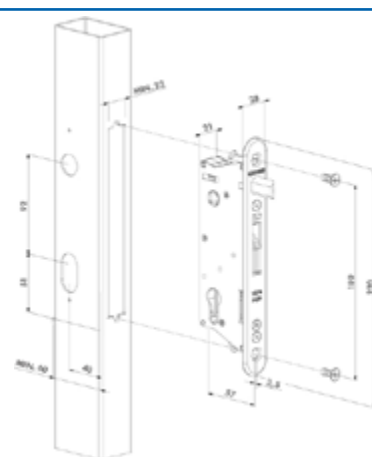
Code: Fiftylock

- Stainless steel lock mechanism with cover plate against dirt penetration
- Mechanism, hook, frontplate, latchbolt: stainless steel
- Backset 30 mm, for mounting in profiles of 50 mm depth or more
- Continuous adjustment of the daybolt up to 10 mm without dismounting the lock box
- Key-operated self-latching bolt
- Easy left or right changing of the self-latching daybolt
- Throw of the hook: 21 mm
- Center-distance cylinder <=> handles = 92 mm
- Compatible with all Europrofile cylinders
- Handles to be ordered separately
- Optional: cover shield for handle & cylinder holes in aluminium, polyamide or stainless steel



Code: Sixtylock

- Stainless steel lock mechanism with cover plate against dirt penetration
- Mechanism, hook, frontplate, latchbolt: stainless steel
- Backset 40 mm, for mounting in profiles of 60 mm of depth or more
- Continuous adjustment of the daybolt up to 10 mm without dismounting the lock box
- Key-operated self-latching bolt
- Easy left or right changing of the self-latching daybolt
- Throw of the hook: 21 mm
- Center-distance cylinder \Leftrightarrow handles = 92 mm
- Compatible with Europrofile cylinder
- Handles to be ordered separately
- Optional: cover shield for handle & cylinder holes in aluminium, polyamide or stainless steel

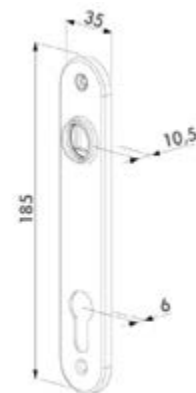


Cover Shield for Insert Locks

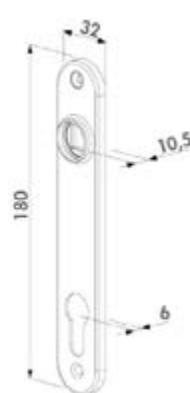
Codes:

3020-HYB-A2	Stainless Steel
3020-HYB-ALU-9005	Alu Black
3020-HYB-ALU-Zilv	Alu Silver

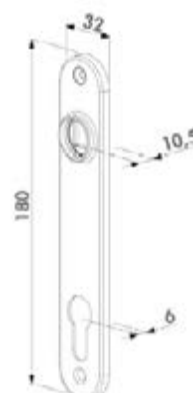
- Cover shield for handle & cylinder holes
- Available in polyamide, aluminium and stainless steel



3020-HYB-A2



3020-HYB-ALU-ZILV

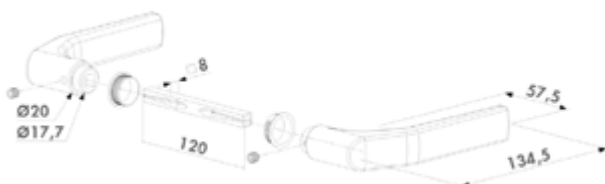


3020-HYB-ALU-BLACK

HANDLE PAIR FOR INSERT LOCKS

Codes:

3006I-H	Stainless Steel
3006B-H	Black Anodized Alu
3006J-H	Aluminium



Cylinders also available

54mm, 60mm & 80mm
Keyed different or keyed alike.

**Keepers also available for
Forty / Fifty and Sixty Lock**

INTERCOMS



Wireless DECT Entrance Phone 603

- Using Digital Enhanced Cordless Communication.
- Up to 400 metres working range (depending on site conditions)
- Interference free!
- Capable of up to 4 handsets per system
- Voicemail feature for missed callers, listen to messages on handset.
- Gate release on exit feature from handset even when a call is not active.
- Blue LED back lit keypad.



IP55 Rating

Available with or



Wireless VIDEO DECT Entrance Phone 605

- World first, using digital IP 2.4G for video and separate 1.88G DECT channel for 2 way audio!
- Up to 400 metres working range (depending on site conditions)
- Interference free!
- Voicemail feature to capture missed callers.
- Colour camera with night vision built in.
- Blue LED back lit keypad.



IP55 Rating

Available with or



GSM Intercom PRIME 7

- No range limit
- Rings up to 4 numbers in sequence (depending on model)
- Up to 100 Caller ID numbers
- Wall mounted GSM antenna and PSU (15v dc) included
- Can be operated and programmed via APP
- Set automatic gate open & close times
- Latch & trigger gates remotely via APP
- Issue time restricted codes
- Modem models: 2G quad band, 3G EU, 3G USA
- Available with or without keypad



IP55 Rating

Available with or

AES Styluscom



Wired video intercom system

- Combines access control and CCTV in one system.
- Up to 2 gates and 2 CCTV cameras connected to a maximum of 4 monitors.
- SD Card records stills of visitors/missed callers (Not included).
- Easy to wire monitor with wall-mounted connection panel.

IP55 Rating

DIGIPROX WIRED

- New versatile entrance controller, features a normal keypad plus a card reader allowing instant and secure access without the need for a key fob.
- Can store up to 1000 cards
- Blue LED back lit numbers
- Sleek modern design
- Simple installation and programming
- 2 outputs allowing pedestrian access option.



IP65 Rating

SLIM WIRED

- Wired Intercom system.
- Contemporary, stylish handset and door station, complete with lighting.
- Curved modern profile.
- Blue back lighting – surface mount.
- Additional handsets available.
- Handsfree option available

SLIM AB – WITHOUT Keypad
SLIMABK – WITH KEYPAD



IP55 Rating

GSM Relay

- Remotely open, latch and close powered entrances using your mobile or landline.
- Up to 900 authorised dial to open numbers allowing use in domestic and industrial sites.
- 4G LTE module and antenna providing long term network connection.
- 2-way communication ~ unit will text you back confirming relay activation and programming.



Dimensions:
52mm(W) x 90mm (h) x 32mm (d)



Ghosts Kits

Underground automation for swing gates.

The Ghost is an underground electromechanical operator suitable for residential and commercial swing gate applications. The powerful irreversible motor locks the gate firmly against mechanical stops in both open and closed positions. There is an emergency manual release system which is used in the event of power failure; it is supplied with 1 key with each underground box. Also with the underground gate system a 180 degree opening is also possible using item 216. The underground motors now come with 8 metres of cable which cuts out unwanted junction boxes and makes installation easier as you can wire the motor directly into control panel. The DEA underground gate system is also available in 24vdc with battery backup and many extra facilities including motor slowing down at end of stroke and anti-crush device. The Ghost range comes in both a 200 kit (400W motor) & 100 kit (250W motor).

The Ghost 100 Kit has built in encoders which allow for greater accuracy and slow down. This offers all the safety of a 24V operator in 230V.

KIT GHOST 100 230 includes
Max gate leaf 5 metres up to 300kg

2x  2 operators GHOST 100 - 230V (Mechanical limit switches included art 118)	2x  COD. 62903 Art. 115 Foundation box with cathaphoresis treatment complete with gate support and unlocking device
1x  COD. 677610 Art. NET230N/C Universal digital control board for 1 or 2 operators, 230V with or without magnetic encoder (with box)	1x  COD. 681063 Art. AURA230 230V flashing light, LED, with integrated antenna, 433 MHz
1x  COD. 662080 Art. LINEAR/XS Pair of mini photocell for outdoor installation Maximum range 25m	2x  COD. 672640 Art. GT4 White 4 channel remote control, 433 MHz, Rolling Code <small>*Kit sold in Ireland are supplied with GT2 remotes</small>

COD.	Art.		CHARACTERISTICS
621601	KIT 100/EN/NET	230V AC	1 operator with 7m long cable, 1 operator with normal cable, built-in mechanical stops, encoder and foundation boxes with cathaphoresis treatment

KIT GHOST 200 230 includes
Max gate leaf 4 metres up to 400kg

2x  2 operators GHOST 200 - 230V	2x  COD. 62903 Art. 215 Foundation box with cathaphoresis treatment complete with gate support and unlocking device
1x  COD. 677610 Art. NET230N/C Universal digital control board for 1 or 2 operators, 230V with or without magnetic encoder (with box)	1x  COD. 681063 Art. AURA230 230V flashing light, LED, with integrated antenna, 433 MHz
1x  COD. 662080 Art. LINEAR/XS Pair of mini photocell for outdoor installation Maximum range 25m	2x  COD. 672640 Art. GT4 White 4 channel remote control, 433 MHz, Rolling Code <small>*Kit sold in Ireland are supplied with GT2 remotes</small>

COD.	Art.		CHARACTERISTICS
621580	KIT 200/NET	230V AC	1 operator with 8m long cable, 1 operator with normal cable and completed with foundation box with cathaphoresis treatment



Livi 502 Kit

Arm system for swing gates.

The Livi 502 is the ideal solution for any swing gate, even with large posts, where the installation of other types of operators is impossible or impractical. The self-locking gear motor assures the closing of the gate, thus an electric lock is not necessary. The easy and fast installation does not require any modification to the gate structure. You can now also get the Livi 502 gate system with battery backup and many extra facilities including motor slowing down at end off stroke and anti-crush device.

KIT LIVI 502 230 includes

2x  2 operators LIVI 502 - 230V	2x  COD. 629130 Art. 560A Aluminum articulated arm
1x  COD. 677610 Art. NET230N/C Universal digital control board for 1 or 2 operators, 230V with or without magnetic encoder (with box)	1x  COD. 662080 Art. LINEAR/XS Pair of mini photocell for outdoor installation Maximum range 25m
1x  COD. 681063 Art. AURA230 230V flashing light, LED, with integrated antenna, 433 MHz	2x  COD. 672640 Art. GT4 White 4 channel remote control, 433 MHz, Rolling Code <small>*Kit sold in Ireland are supplied with GT2 remotes</small>

COD.	Art.		CHARACTERISTICS
623660	KIT 502/NET	230V AC	2 loads up to 3m

DEA AUTOMATION SYSTEMS

FULL DEA BROCHURE AVAILABLE IF REQUIRED, PLEASE RING OR EMAIL.

KIT LIVI 230 includes
LIVI 6RR (<600kg) & 9RR (<900kg)
Gate max length = 5 metres

1x **1 operator LIVI - 230V**

1x **COD. 661063 Art. AURA230**
230V flashing light, LED, with integrated antenna, 433 MHz

2x **COD. 672640 Art. GT4**
White 4-channel remote control, 433 MHz, Rolling Code

1x **COD. 677600 Art. NET230N**
Universal digital control board for 1 or 2 operators, 230V with or without encoder

1x **COD. 662080 Art. LINEAR/XS**
Pair of mini photocell for outdoor installation. Maximum range 20m

Art.	⚡	kg	CC	CHARACTERISTICS
KIT 6NET	230V AC	600	●	with encoder and electromechanical limit switches
KIT 9NET	230V AC	900	●	with encoder and electromechanical limit switches

Livi6RR and Livi9RR

Electromechanical operator for sliding gates.

LIVI400 is the operator for sliding gates from 350Kg to 900Kg which combines a great sturdiness and reliability with an agreeable and original design which has been marking out this product for several years. Thanks to the mechanical or electronic clutch, the safety is assured. The built-in control board with anti-crush safety device, built-in 433MHz radio receiver, speed adjustment during normal cycle and slowdown in opening and closing motor controller by encoder provides rapid, precise and stable programming and contributes to the quick installation of the LIVI400. The LIVI400 range comes in both 6RR and 9RR versions and is also available in 24V dc.

KIT MAC

230 includes

2x **2 operators MAC/STING - 230V**

1x **COD. 661063 Art. AURA230**
230V flashing light, LED, with integrated antenna, 433 MHz

2x **COD. 672640 Art. GT4**
White 4-channel remote control, 433 MHz, Rolling Code

1x **COD. 677610 Art. NET230N/C**
Universal digital control board for 1 or 2 operators, 230V with or without magnetic encoder (with box)

1x **COD. 662044 Art. LINEAR**
Pair of adjustable photocells (180°) with possibility of synchronized operating. Range 20m

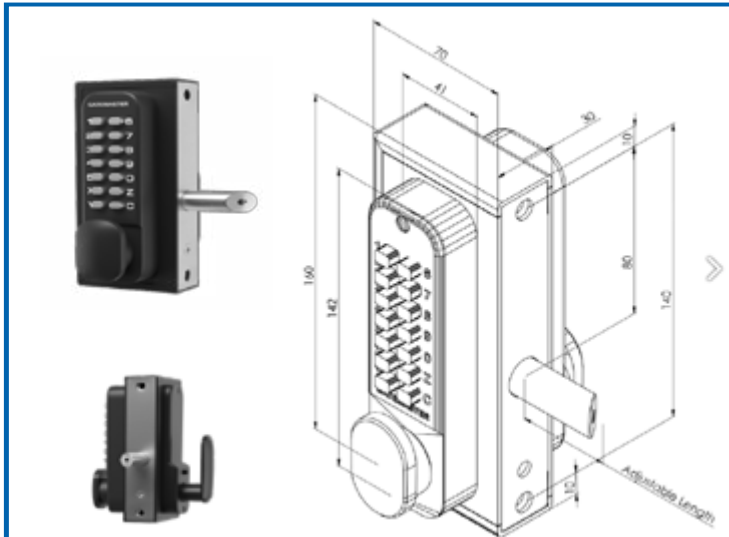
COD.	Art.	⚡	CHARACTERISTICS
625550	KIT MACNET	230V AC	2 leaves up to 3m

MAC Kit

Electromechanical ram for swing gates.

The MAC gate system is also available in 24vdc with battery backup.





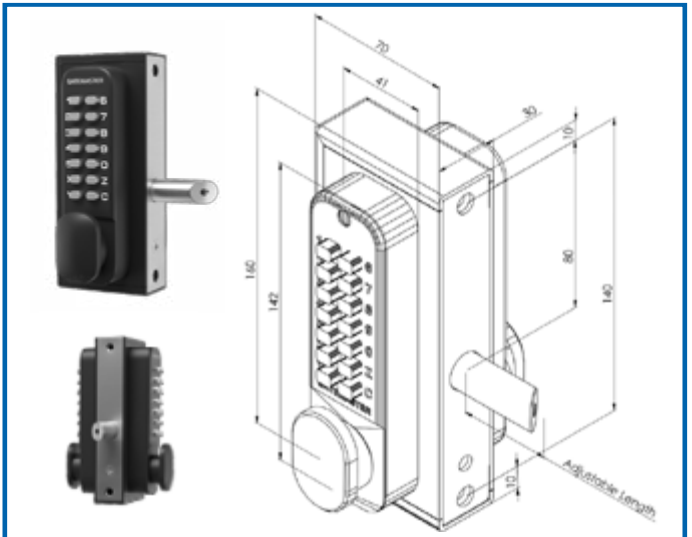
Superlock Digital-Single Sided

Digital lock for metal gates with a free exit handle from the inside

- Simple Installation
- Easy Exit
- Left or Right Handed

Code : BDGS

40-60mm




Superlock Digital Double-Sided

A robust and easy to fit double side digital lock for metal gates

- Stainless Steel
- Long Throw
- Simple Fitting

Code : BDG

40-60mm



Superlatch Digital

A wooden gate lock with a simple inside latch and combination keypad.


- Stainless Steel
- Easy to Install
- Non-Handed

Code : SLDS



Shrouds / ThumbTurn / Panic Exit

Superlock Quick Exit Shroud



This security shroud is designed as a deterrent to restrict access from the outside of the gate, meaning that intruders cannot easily reach round and operate the lock. No fixings are required, simply bolt the shroud on in front of the lock.

Can be used in conjunction with the single-sided Superlocks above.

Code : BQS

ThumbTurn Cylinder

A simple solution for enabling easy exit from keyed locks.



- 60 or 70mm versions
- Easy to swap with any of our keyed locks

Code : TEC60 / TEC70

PANIC EXIT HARDWARE

- For use in emergency situations where people are not familiar with the emergency exit and its hardware and therefore a panic situation could develop.
- Fire test evidence to BS EN 1634-1.
- Suitable for push face of outward opening

Outside Access Device

- For use with the panic exit pad or push bar.
- This lockable outside access device will enable access from the outside of the gate.
- Screw fix to a flat surface and oil periodically




Panic Exit Pad

- For use with the outside access device.
- Screw fix to a flat surface and oil periodically
- 155mm long x 55mm wide



Panic Push Bar

- 1200mm long bracket
- 55mm wide x 155mm long



WELD-IN DOUBLE THROW DEAD LOCK


Double throw deadbolt moves 24mm.
Lock case fabricated from 2.5mm mild steel.
Supplied with double sided 5 pin eurocylinder



Code: GD25	Code: GD30	Code: GD40	Code: GD50
Size (mm): To suit 25mm Flat Or box section	Size (mm): To suit 30mm Flat or Box section	Size (mm): To suit 40mm Flat or Box section	Size (mm): To suit 50mm Flat or Box section
Weight(Kg): 1kg	Weight(Kg): 0.50kg	Weight(Kg): 0.50kg	Weight(Kg): 0.50kg

GATE LOCKING BOLT

Has strong deadbolt which moves 53mm with 1 turn of key.
Electro Galvanised finish.
Easy installation onto metal or wooden gates using the weld in or bolt on plates.



Code:	SIG 02 GLB-01	SIG 02 GLB-02
Size (mm):	With short cylinder (17mm)	With long cylinder (56mm)
Weight(Kg):	0.40kg	0.40kg

WELD-IN LOCKPLATES



Code: GLB-P

Size (mm):
Standard Lockplate
Weight(Kg): 0.20kg

Code: GLB-S

Size (mm):
Slotted Lockplate
Weight(Kg): 0.25kg

Code: GLB-K

Size (mm):
Keep Plate
Weight(Kg): 0.10kg

BOLT ON LOCKPLATES (Electro Galvanised)



Code: GLB-KT

Size (mm):
Slotted Lockplate
Weight(Kg): 0.25kg


Code: GLB-ST

Size (mm):
Screw Fix Keep Plate
Weight(Kg): 0.20kg

Code: GLB-ET

Size (mm):
Escutcheon
Weight(Kg): 0.10kg


BOLT ON DEADLOCK



Code: Size:

SBD1601 To Suit: Flat Bar & up to 30mm Box Section
SBD1602 To Suit: 40mm to 60mm Box Section


- S/S deadbolt movement of 30mm with 1 turn of key
- Deadbolt is adjustable in length for precise fitting on site
- Supplied with bolt guide plate
- To fit simply drill 2 x 9mm diam. Holes @ 92mm centres for M8 fixing bolt and 1 x 18mm clearance hole for bolt.



Code: Size:

SBLD1601 To Suit: Flat Bar & up to 30mm Box Section
SBLD1602 To Suit: 40mm to 60mm Box Section

Premium Long Throw Lock



Code	Description
1490196	Double Locking Epoxy Black Lock with 70mm Long Cylinder
1490186	Double Locking Epoxy Black Lock with 50mm Long Cylinder
1491106	Single Locking Epoxy Black Lock with 50mm Long Cylinder
1491116	Single Locking Epoxy Black Lock with 70mm Long Cylinder

PULL HANDLE for Premium Long Throw Lock

This Pull Handle comes in a epoxy black finish and is 200mm in length.

Code : 1472003

GATEMATE RANGE

(Gate & Door Furniture)


Code: Latch

Plain Ring Gate Latch 80mm o/d
Ring- 150mm L Galvanised


Code: Latch Twist

Twisted Ring Latch 80mm o/d
150mm L – Galvanised


Code: Thumb Latch

Long Thumb Latch 200mm x
100mm – Galvanised


Code: Drop Bolt

16mm Square Bar - Galvanised
Drop Bolt


Code: 1090122

12mm Animal Bolt with
receiver. Zinc Plated


Code: 1100952

9.5mm Spring Bolt x 70mm long.
Zinc Plated


Code: SIG02SB12

12mm Diam Spring Bolt


Code: SIG02SB16

16mm Diam Spring Bolt


Code: 1103122

Short Body 12mm Diam Spring Bolt


Code: 5101001

100mm L Galvanised Tower Bolt


Code: 5101501

150mm L Galvanised Tower Bolt


Code: 5121001

100mm L Galvanised Brenton
Pad-bolt


Code: 5121501

150mm L Galvanised Brenton
Pad-bolt


Code: 5040502

Butt Hinge BZP – 50mm (PAIR)


Code: 5040752

Butt Hinge BZP 75mm (PAIR)


Code: 5041002

Butt Hinge BZP 100mm (PAIR)


Code: 5041502

Butt Hinge BZP 150mm (PAIR)


Code: 5501503

Black Ornamental Tee Hinge
150mm L (PAIR)


Code: 5502253

Black Ornamental Tee Hinge
225mm L (PAIR)


Code: 5503003

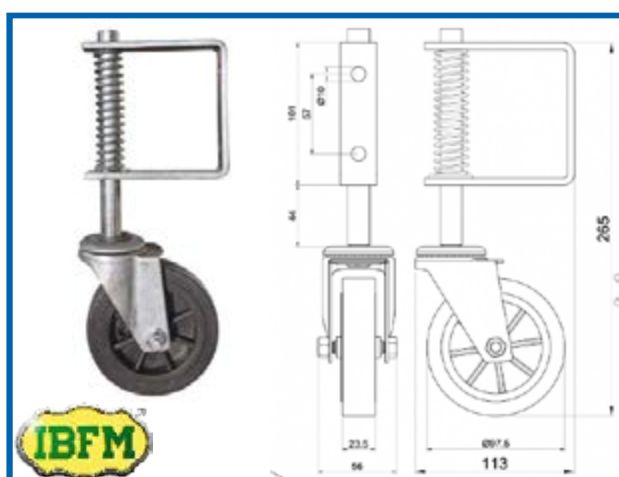
Black Ornamental Tee Hinge
300mm L (PAIR)


Code: 1544003

Black 16" (420mm) Ornamental
Arrow Head Hinge Fronts


Code: 5186003

Ornamental Drop Bolt- Epoxy Black
19mm R x 600L


Code: 489/E

Capacity: 150kg

Support wheel for swinging gates with regulation.
This wheel supports and accompanies the leaves of the swing gates,
particularly suitable for automatic gates.

GATEMATE RANGE

Hinges, Wheels, Accessories



Code: 3021164

16mm Pin to WELD - Trailer Hinge, Self-Colour



Code: 3030124

12mm Hinge - 150 x 40mm Flat - Self Colour



Code: 3031124

12mm Smaller Hinge - 150 x 25mm Flat - Self Colour



Code: 5051001

Galvanised- Scotch Tee Hinge 100mm (PAIR)



Code: Castor 1

Spring Castor Wheel - Galv. 35kg max. Light Duty



Code: 5051501

Galvanised- Scotch Tee Hinge 150mm (PAIR)



Code: 5052001

Galvanised- Scotch Tee Hinge 200mm (PAIR)



Code: 5052501

Galvanised- Scotch Tee Hinge 250mm (PAIR)



Code: 5420011

Galvanised Tying Wire- 1.6mm Ø x 31 Metre Roll



Code: 5262502

Electric Galvanised - Return Spring 250mm - 40Kg Cap



Code: SIG 03 / SIG 810

Spring Hinge - 92mm Long. Can close up to 25kg gates




Code: Castor

Spring Castor Wheel - Galv. 90 kg max. Heavy Duty



Code: 0630001

Self locking gate catch galvanised



Code: 3021124

12mm Pin to WELD - Trailer Hinge, Self-Colour



Code: 3020124

12mm Pin to BOLT - Trailer Hinge, Self-Colour



Code: 5321001

Galv. Cabin Hooks 100mm



Code: 5321501

Galv. Cabin Hooks Wire 150mm Long



Code: 5612001A

Galv. Ornamental ring handle - 100mm O/D



Code: 5612003A

Black Ornamental Ring Handle - 100mm Ring



Code: 5063001

Galv. Straight Band & Hook Bolt 300mm (PAIR)



Code: 5064501

Galv. Straight Band & Hook Bolt 450mm (PAIR)



Code: 5331002

E-Galvanised Safety Hasp & Staple 100mm



Code: 5571503

Ornamental Black Straight Door Bolts 150mm



Code: 5572003

Ornamental Black Straight 200mm Door Bolt



Code: 3020124

12mm Pin to BOLT - Trailer Hinge, Self-Colour



Code: 5601753

Black Decorative Door Handle 175mm



Code: 5764501

Bow Handle Bolt 450mm Galvanised



Code: 5531003

Ornamental Black Unequal Hinge 100 X 75mm (PAIR)



Code: 1031506

Grade 316 S/S Brenton Padbolt 1/2" shoot x 150mm L



Code: 1042006

Grade 316 S/S Brenton Padbolt 5/8" shoot x 200mm L

STAINLESS

STAINLESS

PATINA

Always paint over a base paint e.g. the black paint. Never paint directly onto steel.



Code: PATINA1

Size (mm):
250ml - Dull gold Patina Paint

Weight(Kg): 0.25kg



Code: PATINA2

Size (mm):
250ml - Bright gold Patina Paint

Weight(Kg): 0.25kg



Code: XPA-B

Size (mm):
250ml - Old Bronze Patina Paint + 250ml Thinners

Weight(Kg): 0.35kg



Code: XPA-R

Size (mm):
250ml - Rust Patina Paint + 250ml Thinners

Weight(Kg): 0.35kg



Code: XPA-F

Size (mm):
250ml - Natural Iron (Silver) Patina Paint + 250ml Thinners

Weight(Kg): 0.35kg



Code: XPA-V

Size (mm):
250ml - Verdigris Patina Paint + 250ml Thinners

Weight(Kg): 0.35kg

PAINT (HI BUILD VINYL SEMI-MATT)

- Suitable for painting on freshly dipped galvanised steel
- Suitable for application with brush or spray gun

Code:	Castle1black	Castle2.5black	Castle5black
Code:	Castle1white	Castle2.5white	Castle5white
Code:	Castle1green	Castle2.5green	Castle5green
	1 LITRE	2.5 LITRE	5 LITRE
Weight(Kg):	0.1kg	0.2kg	4.5kg

Black = RAL9005

White = RAL9016

Green = RAL6005

Anthracite Grey = RAL7016



N.B - Paint is available in any RAL code, depending on the colour, availability would be in 2.5 Litres or 5 Litres. Also available in hi-gloss finish.

XYLENE THINNERS

- Thinners to suit above paint
- Don't mix at more than 10% thinners when painting onto freshly dipped galvanised steel.

Code:	Castle5 Thinners	Castle2.5 Thinners	Castle1 Thinners
	5 Litre Xylene Thinners	2.5 Litre Xylene thinners	1 Litre Xylene thinners
Weight(Kg):	4.5kg	2.5Kg	1.0Kg



VIALUX CLASSIC MULTI-PURPOSE POLYMIR MIRRORS

For use at house and farm entrances, warehouses, factories, hi-risk collision situations etc. Mirrors are supplied with bolts and mounting bracket kit.



- Light
- **UNBREAKABLE AND UNALTERABLE**
- Easy to install
- Withstand extremes of weather
- Insensitive to temperature changes

Code:	Mirror 514	Mirror 516	Mirror 518
	400mm o/d. Viewing distance approx. 5 metres	600mm o/d. Viewing distance approx. 11 metres	800mm o/d. Viewing distance approx. 20 metres



ALUMINIUM COLUMN ACCESSORIES

Initially designed for outdoor usage (conservatories, gazebo, verandas, terraces, carports, walkways, smoking shelters etc), these columns and accessories can also be used for indoor projects (lofts, decoration and restoration, pubs, restaurants, mezzanines etc).

Made from cast aluminium these accessories are available to suit 80mm and 100mm O/D tube. They can be used to decorate absolutely anything of these diameters such as lamp posts, pillars, bollards etc.

Available are:

- Bottom/Top Bases
- Centre Collars
- Columns
- Decorative Corner Supports
- Panels
- Rosettes
- Railheads
- Rows of Railhead Decoration



**FULL BROCHURE AVAILABLE ON REQUEST,
PLEASE RING OR EMAIL.**



THERMOPLASTIC ELASTOMER RUBBER PROFILE (TPE)

Can be used on anything that requires edging/protection!

Why replace classic rubber profiles with TPE (thermoplastic elastomer) rubber profiles?

Similar performances:

- Hardness: 25shA / 30 shD
- Temperatures: -40°C / + 110°C
- Good resistance to atmospheric agents, Ultraviolet rays, acids and bases, spatters of oil and hydrocarbons
- Good compression set

But most of all:

- A flexible and aesthetically pleasing material, easy to design and handle
- 20% lighter in weight (savings on freight costs and easier to handle)
- A large range of bright and/or translucent colours
- A non-staining product
- Welded frame without tool – For TPE just put the 2 ends against each other and warm. If the shape of profile is simple you do not need a tool.
- Food contacts according to FDA and CEE 2002 standards
- Antibacterial qualities (ISO 22196 & JIS Z 2801)
- Compliance to CSTB, SKZ and BSI requirements (building trade)

Characteristics:

PRODENE thermoplastic elastomer rubbers are colourable following a list of 40 standard tints or according to the specifications of the customer. Co-extrusion is available with 2 qualities or 2 hardnesses in the same profile.

Food contact:

Several of the PRODENE rubbers are fitting the requirements of FDA and CEE 2002 standards

Building trade:

Several of the PRODENE rubbers are fitting CSTB, SKZ and BSI directives.

Several are also compatible with:

- Silicone putty (Doe, Illbruck, Sika....)
- Polycarbonate sheets for verandas
- Self-cleaning glass BIOCLEAR from Saint Gobain and ACTIV PILKINGTON from Pilkington.

Others:

Fireproof quality (UL94 Vo Yellow Card) for indoor use. 100's of designs and profiles available to choose from or please email us a drawing of your specific profile for a quotation.

Full brochure on TPE profiles available on our website on Page 4 under "Download Brochures" section.



ARTILLERY PRY BAR



THE ARTILLERY PRY BAR IS LIGHTWEIGHT, STRONG AND VERSITILE

There are several outstanding features that make the Artillery Pry bar a truly unique prying mechanism. First, the Artillery Pry Bar System has much more prying motion. The unique shape of the pry bar puts the prying forces right where you want them. The prying blades are dropped forged spring steel, the body is extruded aluminium, and the handles are made of carbon steel tubing. The lightweight design is perfect for working on ladders where you need an extended reach. the result is a tool that is very lightweight yet strong. the pry bar can be easily changed to meet many different prying applications. This is made possible by variety of interchangeable prying blades along with handles that can be changed to different lengths and weights. No other pry bar can do this!

Set includes:

- Contractor Case
- 25" handle
- 12" extension handle
- No.4 Philips screw bit
- 10" adjustable wrench
- 6 Stainless Steel Screws
- Tapping bolt
- Standard Artillery Fulcrum
- Mini Artillery Head
- Fulcrum Extender (with mounting bolt)
- Spike Puller
- 3/4" blade
- 1 3/4" blade (standard blade)
- 3" blade
- 6" blade

CURTAIN POLE BRACKET & RINGS



Code: A400/1
Size (mm): Bracket to suit up to 25mm round - 170H x 145D - 30 x 5mm
Weight(Kg): 1kg



Code: Ring
Size (mm): Ring - 45 O/D x 4mm round
Weight(Kg): 0.01kg



Code: Rings
Size (mm): Ring - 55 O/D x 4mm round
Weight(Kg): 0.01kg

TARPAULINS

Ideal for covering boats, garden furniture, timber, cars etc. 100% PE, harmless to the environment, waterproof, tear-resistant, reinforced hems and aluminium eyelets @ 100cm intervals. Woven PP film and has UV protection. 150GM. Green in colour

Code:	Tarp	Tarp1
Size:	5 x 8 metre	10 x 15 metre



BOLLARDS

REMOVABLE

70MM Square x 1000MM high. Removable bollards will meet all requirements to prevent un-authorised entry of vehicles and restrict access. The bollard is a heavy-duty post that can be locked in position by use of the socket flap. Sold in galvanized finish - Not Painted.

FIXED

90MM Round x 1000MM High. Fixed bollards are ideal for use as boundary posts, site access restrictions to vehicular traffic, demarcation of traffic lanes, pedestrian walk ways in car parks, industrial sites, etc. Installation consists of a surface mounted plate for permanently concreting them into the ground. Sold in galvanized finish - Not Painted.



JADD DROP BOLT HOLDER

A fantastic solution to stop debris filling drop bolt holes! 100% stainless steel drop bolt holder. As precision engineered, this ensures that the tolerance(gap) between the plunger and the internal wall of the Jadd is 0.125mm (1/8th mm). Available to suit 20mm, 16mm and 12mm round bars.



HSS TWIST COBALT DRILL BITS DRILL BITS



Code:	Size(mm):
HSS500	5.00MM
HSS600	6.00MM
HSS700	7.00MM
HSS800	8.00MM
HSS850	8.50MM
HSS900	9.00MM
HSS950	9.50MM
HSS1000	10.00MM
HSS1050	10.50MM
HSS1100	11.00MM
HSS1150	11.50MM
HSS1200	12.00MM
HSS1250	12.50MM
HSS1300	13.00MM
HSS14.00	14.00MM
HSS14.50	14.50MM
HSS16.00	16.00MM



Code:	Size(mm):
COB500	5.00MM
COB600	6.00MM
COB700	7.00MM
COB800	8.00MM
COB850	8.50MM
COB900	9.00MM
COB950	9.50MM
COB10.00	10.00MM
COB10.50	10.50MM
COB11.00	11.00MM
COB11.50	11.50MM
COB12.00	12.00MM
COB12.50	12.50MM
COB13.00	13.00MM

SPRAYS



Code: EWL73-2000GRS

400ml Lithium Multipurpose Grease.

Info: A compound of high quality saponified greases. Grease with a wide spectrum of uses, good chemical stability, water repellent and adhesive. Protects against water and is perfectly stable and resistant in salt and dirty atmospheres. Ideal for lubricating bearings, bushes, guides and for general all round use with motor vehicles, farming and industrial machinery.



Code: ANTSPA-2000ASP

400ml Anti-Spatter Spray

Info: Made from filmforming synthetic polymers which, owing to their special characteristics, prevent the seizure of welding spatter to any surface. The film also prevents oxidation and corrosion by chemical agents. It is suitable for autogenous, electric and inert-gas welding. The compound is free of silicon substances.



Code: EW49-2000ZNC

400ml Light Zinc Spray

Info: Cold galvaniser with high molecular weight. It chemically solidifies producing a long lasting metal coating. It protects all metal surfaces from oxidation. It forms an even resistant layer which can be painted or left as a final protection. It is ideal for retouching, for final finish and repairing of galvanised parts.



Code: ALCOHOL-SPRAY

With a purity of 90%, it can be used as a cleaner, degreaser or solvent. Isopropyl alcohol is colorless and clear, deeply cleans and removes all types of dirt and without leaving residues.

CUTTING DISCS



Code: Cutting102

Size (mm):
102 X 2.5 X 16mm "Pink Steel"



Code: Cutting115

Size (mm):
115 X 3 X 22mm "Pink Steel"



Code: Cutting230

Size (mm):
230 X 3 X 22mm "Pink Steel"

GRINDING DISCS



Code: Grinding102

Size (mm):
102 X 6 X 16mm "Pink Steel"



Code: Grinding115

Size (mm):
115 X 6 X 22mm "Pink Steel"



Code: Grinding230

Size (mm):
230 X 6 X 22mm "Pink Steel"

WELDING RODS

Especially suitable for welding in sheets thinner than 5 mm, galvanized sheets and tubes, primer painted, painted and slightly rusty steels and in production of tanks and boilers, tube installations. Very easily operated in positional welding, including vertically-down. Good gap-bridging. Smooth arc, well suited for tack-welding due to its easy arc striking and re-striking properties. Possible to use equally well both with AC and DC. Welds are smooth, slightly concave and blending into base metal without undercutting. Slag is self-releasing.

Diameter(mm):	2.5mm	3.2mm	4.0mm
Amps Min	60	90	120
Amps Max	90	140	190
Length	300mm	350mm	350mm
Packet Kg	2.0kg	2.3kg	3kg
Packet Pieces	130	76	66
Packets per Carton	6	6	6
Carton Kg	12	13.8	15

HANDLES



Code: K81

Size (mm):
300H x 60W - 25 x 8

Weight(Kg):1.05kg



Code: K80

Size (mm):
145H x 60W

Weight(Kg): 0.30kg



Code: K82

Size (mm): 210H x 50W - 12mm square - white galvanised & painted

Weight(Kg): 0.30kg



Code: K76

Size (mm):
Knocker handle
120 o/d base x 170H

Weight(Kg): 0.97kg



Code: K77

Size (mm):
Knocker handle
90 o/d base x 130H

Weight(Kg): 0.59kg



Code: K79

Size (mm):
28H x 115W

Weight(Kg): 1.44kg

NOTES

INDEX in Alphabetical Order

CATEGORY	PAGE NO.
Adjustable Hinges & Accessories	46 & 47
Aluminium Castings	63
Anti-Spatter Spray	65
Arches	12
Balls – Solid & Hollow	15
Base Plates	32
Basket Bars & Twisted Bars	23
Baskets	11
Bollards	64
Bolts	60 & 61
Bow Bars	25
Box Section	13
Bright Zinc Spray	65
C Scrolls	18
Cantilever Gate Fittings	36
Castings	7
Castor Wheels	60 & 61
Centre Pieces to Weld	11
Circles	7
Clip On Panels	20
Collar Bar	9
Collars	9
Column Accessories	3
Companion Sets	9
Corner Blocks	15
Cover Flanges	32
Criss-Cross Bars	12
Curtain Pole Brackets & Rings	64
Cutting Discs	65
Dairy Tube Stainless Fittings	31
DEA Gate Automation & Intercoms	54 & 55
Dead Locks	59
Decorative Bars, Panels & Balusters	20-25
Decorative False Hinges-Laser Cut	7
Digital Gate Locks	51,57
Drill Bits	65
Drip Trays	9
Drop Bolts	7
Drop Bolt Holder	7
Fireplace Companion Sets	9
Fixing Plates - Laser Cut	7
Flag Hinges	48
Flowers and Rosettes	9
Gate Arches	12
Gate Automation	55
Gate Closers	49
Gate Scroll Ends	11
Gate Stop	52
Gate Top Panels	20
Glass Clips	30
Glass Retainers	33
Grande Forge Bars	22
Grinding Discs	65
Half Hollow Balls	15
Hammered Bar	13
Hammered Box Section	13
Handles & Knockers	65
Handrail Balls	34
Handrail Bends	14
Handrail Bracket - Steel	14 & 34
Handrail Brackets - Stainless	30
Handrail to Glass Brackets	33
Handrail Scroll Ends	14
Handrails & Lengths	13
Handrail Brackets	33 & 34
Hanging Brackets	9
Hinges	46 - 48
Intercoms	54
Laser Cut Gate Parts	26, 27
Latches	60
Leaves	8
Letters - Laser Cut	7
Letter Boxes	9
Locinox Products	49
Lock Plates	11
Locks	52, 53 57, 59
Maintenance Spray	65
Nylon Guiding Rollers	43
Old Style Hoops	17
Old Style Railheads	8
Oval Rings	17

CATEGORY	PAGE NO.
Padbolts	60
Paint	62
Pallet Feet	15
Panic Exit Hardware	58
Patina Paint	62
Polishing Discs	65
Post Boxes	29
Post Caps - Plastic	16
Post Caps - Steel	16
Post Tops to suit Round	16
Post Tops to suit Square	15
Profile Tube & Fittings	30
Pry Bar	64
Rack Module for Automatic Gates	43
Railheads	6
Regulating Hinges & Accessories	46
Rings	17
Rivet Effect Bar	12
Rivets, Nails & Studs	28
Rope Bar	12
Round Lengths	12
Rubber Profiles	63
S Scrolls	19
Safety/Security Mirrors	62
Safety Railheads	8 & 9
Scroll Ends	11 & 14
Scroll Rings	19
Scrolls	18 & 19
Sheppard Crook Scroll Ends	11
Silhouettes	26
Sleeves	10
Sliding Door Fittings	45
Sliding Gate Fittings	44
Solid Balls / Spheres	15
Spearheads	7 - 9
Sprays	65
Spring Bolts	60
Spring Hinges	47 & 51
Square Lengths	11 & 12
Stainless Steel	30
Stainless Steel Channel Tube & Fittings	30
Stainless Glass Clips	30
Stainless Steel Glass Retainers	33
Stainless Steel Handrail Brackets	33
Stainless Steel Hinges	48
Stainless Steel Wire Rope	32
Tarpaulins	64
Textured Wavy Lengths	13
Thinners	62
Timber Gate Hinge	52 & 60
TPE Rubber Profiles	63
Trailer Hinges	61
Trolley Wheels	61
Tubular Steel Components	34
Twisted Square Lengths	13
U Bars & Hoops	17
U Clips	17
U Hinge	47
Universal Hinges	48
Vine Bar	13
Weather Vanes	29
Weldable Bends	31, 32 & 34
Welding Rods	65
Wheels	44



Please also remember that we are Ireland's leading supplier of "Grande Forge" products.
Separate FREE brochure is available for this range.

PLEASE RING US ON 021 432 2848



TALITECH

PRODUCT CATALOGUE

Decorative Metalwork Supplies

Stainless Steel Handrail Fittings

Cantilever & Sliding Gate Solutions

Sliding Door Components

DEA Gate Automation

Locinox Gate Hardware



grande forge

Maison française depuis 1948



Unit C3, Grange Industrial Estate

Ballycurreen

Cork, T12 XR98

Tel: (+353) (0)21 43 22 848/9

Fax: (+353) (0)21 43 22 850

Email: info@talitech.com

Web: www.talitech.com